

Reading and Writing Intervention for Adults with Complex Communication Needs

Jessica Caron, Christine Holyfield, Janice Light, & David McNaughton
Penn State University



The Penn State AAC Literacy Team

- Suz Boyle
- Shelley Chapin
- Jessica Currall
- Clark Knudtson
- Lauren Karg
- Maggie Lamb
- Kelsey Mandak
- Ashley McCoy
- Lauramarie Pope
- Ethan Richtsmeier
- Marissa Weyer

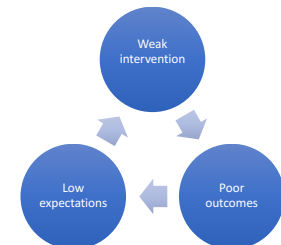


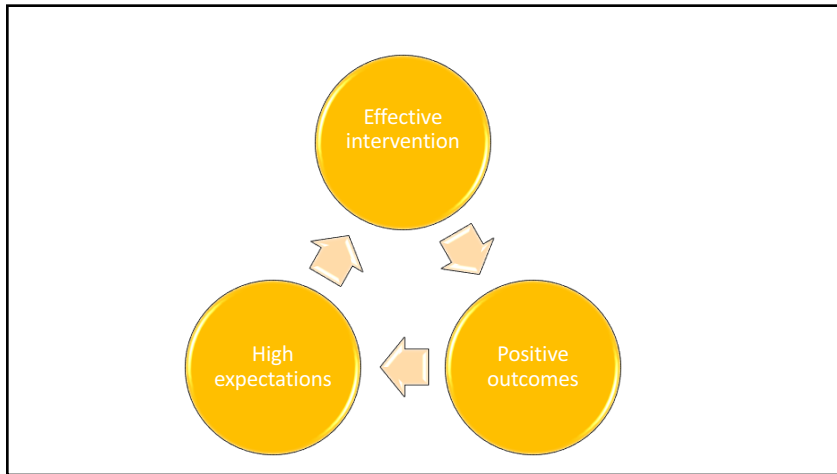
Adults with Complex Communication Needs

- have been viewed as incapable of developing literacy skills
- are often denied instruction, or instruction does not meet their learning needs

Adults with Complex Communication Needs

- have been viewed as incapable of developing literacy skills
- are often denied instruction, or instruction does not meet their learning needs





Key literacy skills and activities

- Reading to student & talking about texts
- Phonological awareness skills
- ★ • Letter-sound correspondences
- ★ • Sight word recognition skills
- Decoding skills
- Shared reading
- Reading and understanding books / other texts
- Early writing skills

aacliteracy.psu.edu

Reading and Writing Intervention for Adults with Complex Communication Needs

- Make instruction meaningful
- Modify the activity to support participation
- Provide effective instruction
- Ensure multiple opportunities to practice skills



Checklist for effective literacy instruction

- | | |
|--|---|
| <ul style="list-style-type: none"> <input type="checkbox"/> Make instruction meaningful | <ul style="list-style-type: none"> ▪ Target important literacy skills ▪ Use motivating words & topics ▪ Make connections to personal experiences |
|--|---|

Checklist for effective literacy instruction	
<input type="checkbox"/> Make instruction meaningful	<ul style="list-style-type: none"> ▪ Target important literacy skills ▪ Use motivating words & topics ▪ Make connections to personal experiences
<input type="checkbox"/> Modify the activity to support participation	<ul style="list-style-type: none"> ▪ Utilize familiar content /task formats ▪ Provide pictures or signs as response options ▪ Select foils carefully ▪ Provide oral scaffolding support as required

Checklist for effective literacy instruction	
<input type="checkbox"/> Make instruction meaningful	<ul style="list-style-type: none"> ▪ Target important literacy skills ▪ Use motivating words & topics ▪ Make connections to personal experiences
<input type="checkbox"/> Modify the activity to support participation	<ul style="list-style-type: none"> ▪ Utilize familiar content /task formats ▪ Provide pictures or signs as response options ▪ Select foils carefully ▪ Provide oral scaffolding support as required
<input type="checkbox"/> Provide effective instruction	<ul style="list-style-type: none"> ▪ Provide <ul style="list-style-type: none"> ▪ Models ▪ Guided practice ▪ Independent practice <ul style="list-style-type: none"> ▪ Appropriate feedback ▪ Promote generalization

Checklist for effective literacy instruction	
<input type="checkbox"/> Make instruction meaningful	<ul style="list-style-type: none"> ▪ Target important literacy skills ▪ Use motivating words & topics ▪ Make connections to personal experiences
<input type="checkbox"/> Modify the activity to support participation	<ul style="list-style-type: none"> ▪ Utilize familiar content /task formats ▪ Provide pictures or signs as response options ▪ Select foils carefully ▪ Provide oral scaffolding support as required
<input type="checkbox"/> Provide effective instruction	<ul style="list-style-type: none"> ▪ Provide <ul style="list-style-type: none"> ▪ Models ▪ Guided practice ▪ Independent practice <ul style="list-style-type: none"> ▪ Appropriate feedback ▪ Promote generalization
<input type="checkbox"/> Ensure multiple opportunities to practice skills	<ul style="list-style-type: none"> ▪ Provide instruction at least 3-5 /week ▪ Practice skills in meaningful activities ▪ Provide 10 or more opportunities to practice each skill in an activity

Checklist for effective literacy intervention	
<input type="checkbox"/> Make instruction meaningful	<ul style="list-style-type: none"> ▪ Target important literacy skills ▪ Include motivating words & topics ▪ Make connections to personal experiences
<input type="checkbox"/> Modify the activity to support participation	<ul style="list-style-type: none"> ▪ Utilize familiar content /task formats ▪ Provide pictures or signs as response options ▪ Select foils carefully ▪ Provide oral scaffolding support as required
<input type="checkbox"/> Provide effective instruction	<ul style="list-style-type: none"> ▪ Model task ▪ Provide guided practice to promote success/ minimize error ▪ Provide feedback on responses ▪ Promote independence by fading support
<input type="checkbox"/> Ensure multiple opportunities to practice skills	<ul style="list-style-type: none"> ▪ Provide focused instruction at least 3-5 times per week ▪ Practice new skills and review previously learned skills in meaningful activities ▪ Provide 10 or more opportunities to practice each skill

Reading and Writing Intervention for Adults with Complex Communication Needs

- Make instruction meaningful
- Modify the activity to support participation
- Provide effective instruction
- Ensure multiple opportunities to practice skills



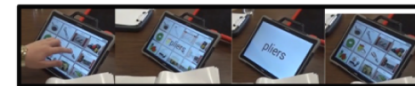
Teaching Letter-Sound Correspondences: Nate

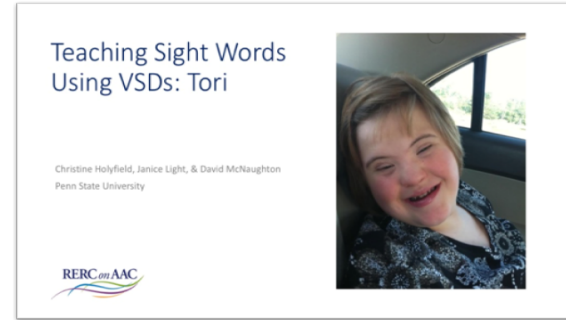



Literacy Instruction for Adults with Complex Communication Needs: Family Members as Teachers



Transition to Literacy: Teaching Sight Words Through AAC Technology Case of Jake





Checklist for effective literacy intervention	
<ul style="list-style-type: none"> ❑ Make instruction meaningful 	<ul style="list-style-type: none"> ▪ Target important literacy skills ▪ Include motivating words & topics ▪ Make connections to personal experiences
<ul style="list-style-type: none"> ❑ Modify the activity to support participation 	<ul style="list-style-type: none"> ▪ Utilize familiar content /task formats ▪ Provide pictures or signs as response options ▪ Select foils carefully ▪ Provide oral scaffolding support as required
<ul style="list-style-type: none"> ❑ Provide effective instruction 	<ul style="list-style-type: none"> ▪ Model task ▪ Provide guided practice to promote success/ minimize error ▪ Provide feedback on responses ▪ Promote independence by fading support
<ul style="list-style-type: none"> ❑ Ensure multiple opportunities to practice skills 	<ul style="list-style-type: none"> ▪ Provide focused instruction at least 3-5 times per week ▪ Practice new skills and review previously learned skills in meaningful activities ▪ Provide 10 or more opportunities to practice each skill

The contents of this presentation were developed under a grant from the National Institute on Disability, Independent Living, and Rehabilitation Research (NIDILRR grant #90RE5017) to the Rehabilitation Engineering Research Center on Augmentative and Alternative Communication (RERC on AAC). NIDILRR is a Center within the Administration for Community Living (ACL), Department of Health and Human Services (HHS). The contents of this site do not necessarily represent the policy of NIDILRR, ACL, HHS, and you should not assume endorsement by the Federal Government.