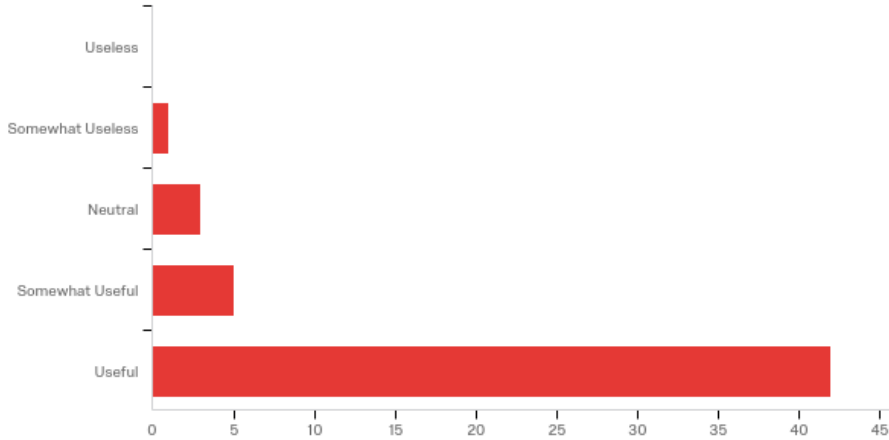


ECD Employer Report

Education Career Day Employer Survey Spring 2018

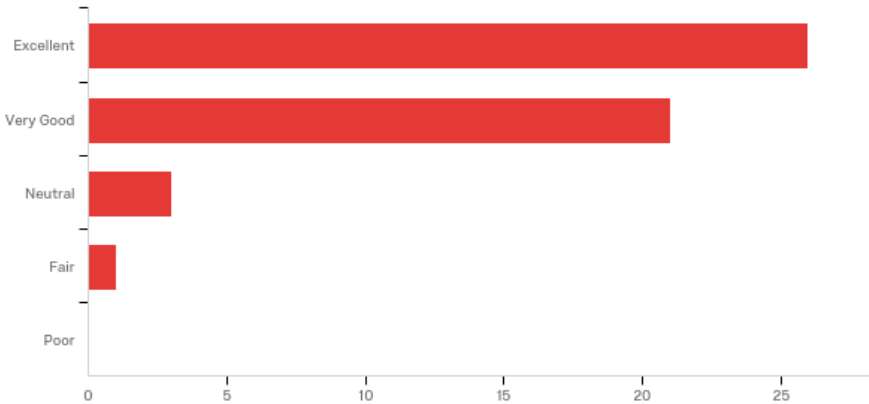
April 6th 2018, 5:55 am MDT

Q1 - Did you feel it was beneficial for your organization to attend Education Career Day?



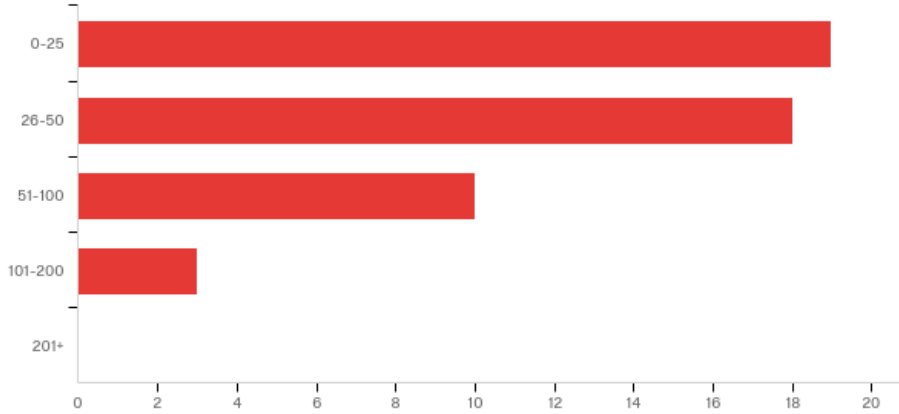
#	Answer	%	Count
2	Useless	0.00%	0
3	Somewhat Useless	1.96%	1
4	Neutral	5.88%	3
5	Somewhat Useful	9.80%	5
6	Useful	82.35%	42
	Total	100%	51

Q2 - Overall, how would you rate the fair?



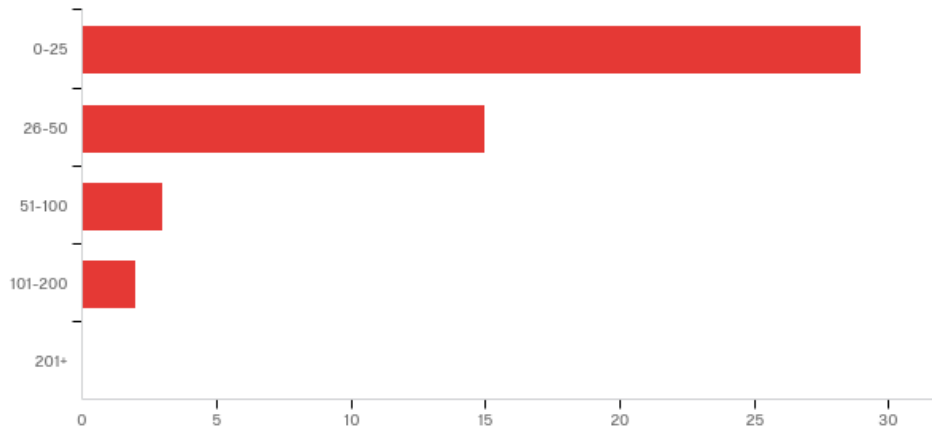
#	Answer	%	Count
1	Excellent	50.98%	26
2	Very Good	41.18%	21
3	Neutral	5.88%	3
4	Fair	1.96%	1
5	Poor	0.00%	0
	Total	100%	51

Q3 - Estimate the number of students you met with at the fair.



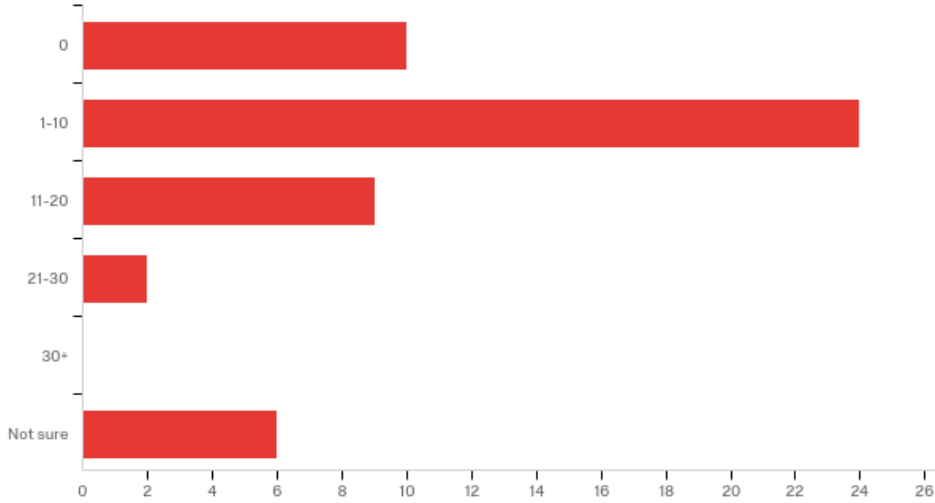
#	Answer	%	Count
1	0-25	38.00%	19
2	26-50	36.00%	18
3	51-100	20.00%	10
4	101-200	6.00%	3
5	201+	0.00%	0
	Total	100%	50

Q4 - Estimate the number of resumes collected during the fair.



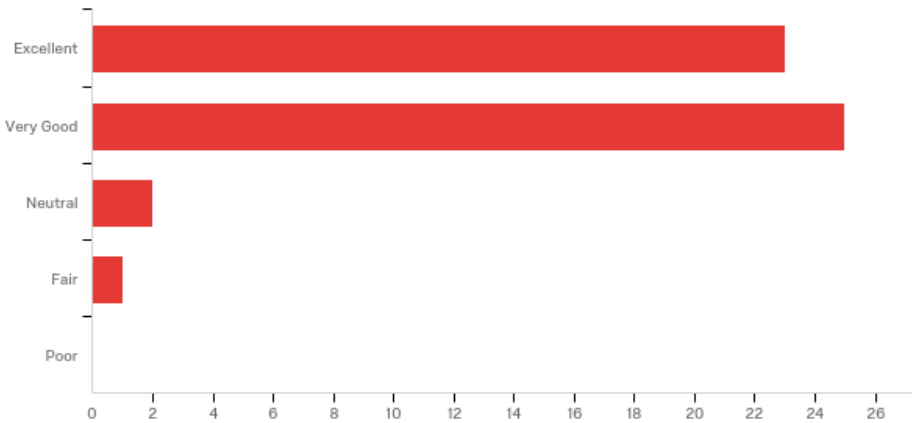
#	Answer	%	Count
1	0-25	59.18%	29
2	26-50	30.61%	15
3	51-100	6.12%	3
4	101-200	4.08%	2
5	201+	0.00%	0
	Total	100%	49

Q5 - How many second, on-site interviews do you anticipate with Penn State students?



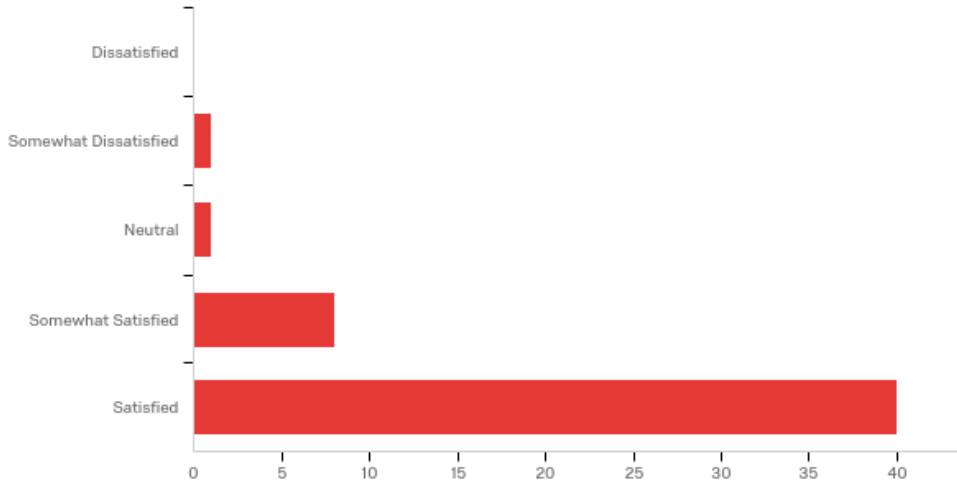
#	Answer	%	Count
1	0	19.61%	10
2	1-10	47.06%	24
3	11-20	17.65%	9
4	21-30	3.92%	2
5	30+	0.00%	0
6	Not sure	11.76%	6
	Total	100%	51

Q6 - Please rate the preparedness of Fair participants this year.



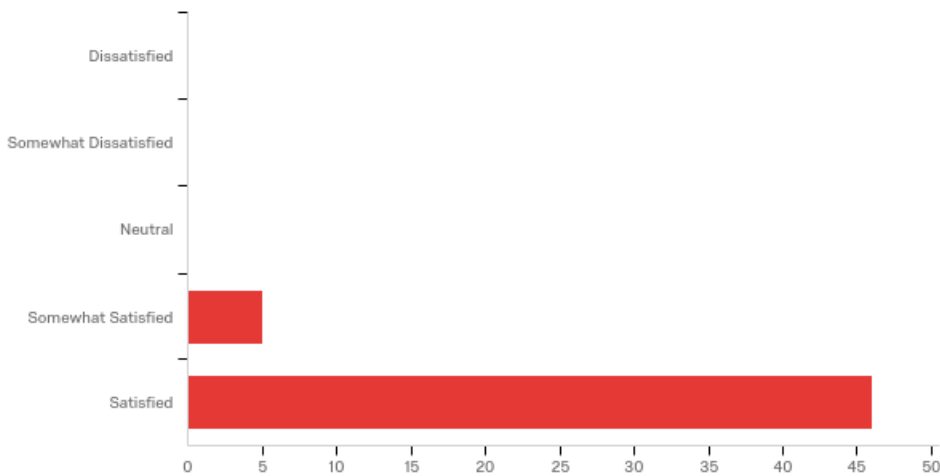
#	Answer	%	Count
1	Excellent	45.10%	23
2	Very Good	49.02%	25
3	Neutral	3.92%	2
4	Fair	1.96%	1
5	Poor	0.00%	0
	Total	100%	51

Q7 - Please rate your satisfaction with the Fair participants this year.



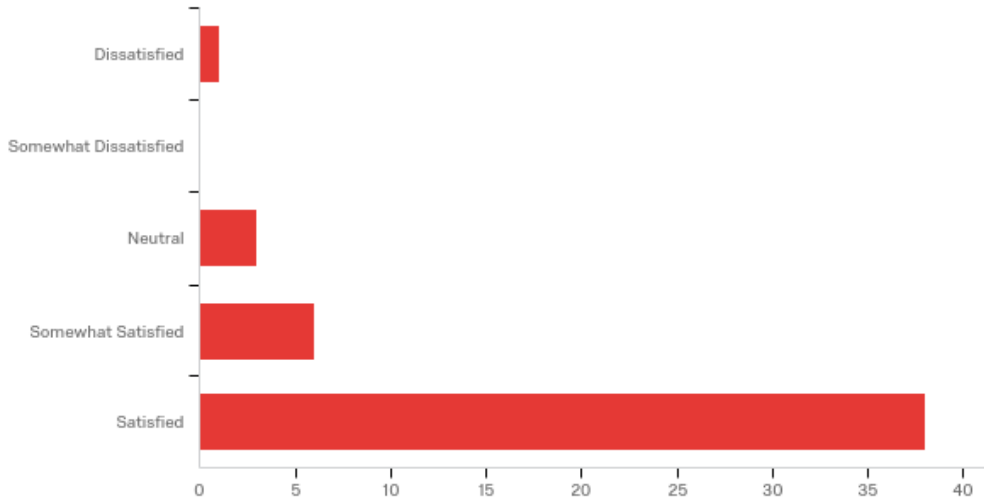
#	Answer	%	Count
2	Dissatisfied	0.00%	0
3	Somewhat Dissatisfied	2.00%	1
4	Neutral	2.00%	1
5	Somewhat Satisfied	16.00%	8
6	Satisfied	80.00%	40
	Total	100%	50

Q8 - Please rate your satisfaction with the credentials of Penn State Elementary Education majors.



#	Answer	%	Count
2	Dissatisfied	0.00%	0
3	Somewhat Dissatisfied	0.00%	0
4	Neutral	0.00%	0
5	Somewhat Satisfied	9.80%	5
6	Satisfied	90.20%	46
	Total	100%	51

Q9 - Please rate your satisfaction with the credentials of Penn State Secondary Education majors.



#	Answer	%	Count
2	Dissatisfied	2.08%	1
3	Somewhat Dissatisfied	0.00%	0
4	Neutral	6.25%	3
5	Somewhat Satisfied	12.50%	6
6	Satisfied	79.17%	38
	Total	100%	48

Q10 - Please give feedback on the Spring Education Career Day.

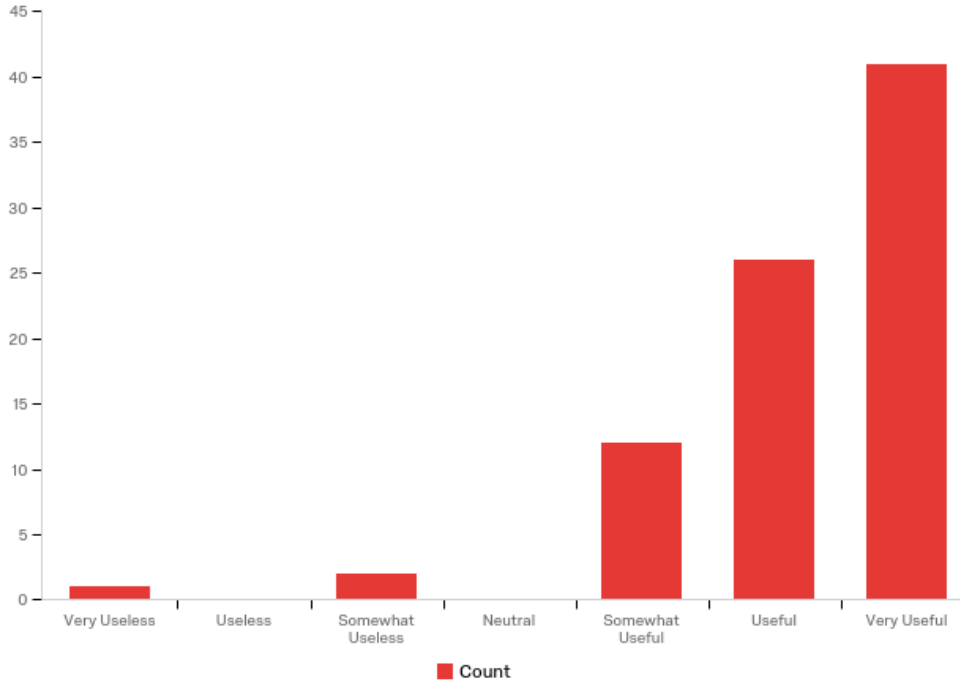
Excellent/well-done/great (16)	Thank you for an amazing fair! (7)
We will be back next year! (6)	A very well-organized fair. (5)
There were too many PK-4 candidates! We would have appreciated more qualified secondary candidates. (4)	Students were well-prepared. (3)
We loved the provided breakfast and lunch. (3)	It was a great perk that organizations could check-in/set up the day before. (3)
We saw many passionate candidates! (2)	We would appreciate having coffee/tea in addition to water in the hallway. (2)
Very kind staff!	Great opportunity to meet and speak with students.
It was clear who the Penn State grads were; they were exceptional.	The fair was very beneficial for our organization.
Students were dressed very professionally.	There was a great selection of World Language candidates.
Great set-up of the conference room – easy to navigate and very clean	Easy transition from meet & greet to interviewing.
Please bring back the online portal for teachers if possible.	Please continue doing the Fall Education Career Fair.
Please provide bottled water for the interviewers.	I was very encouraged by the increase in attendees!
I interviewed 8 students and offered 7 jobs.	We had a lack of students who visited for our critical shortage areas (special education, tech education, math and science).

Employer Survey Ed Career Day 2017

Education Career Day Employer Survey Fall 2017

May 17th 2017, 6:18 am MDT

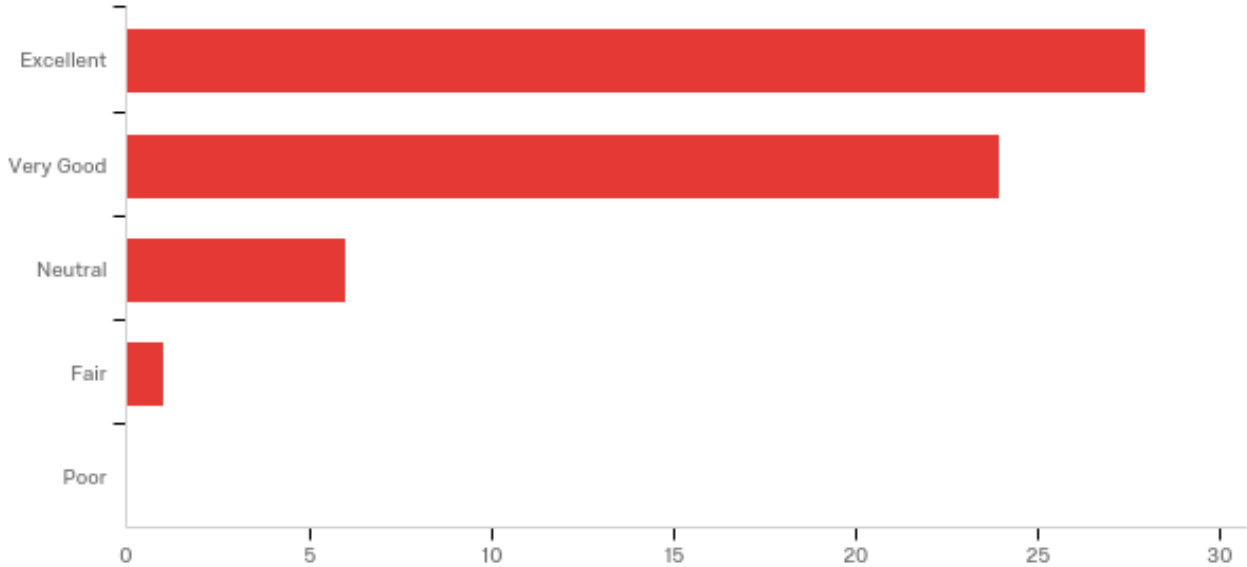
Q1 - Did you feel it was beneficial for your School District to attend Education Career Day?



#	Answer	Count
1	Very Useless	1
2	Useless	0
3	Somewhat Useless	2
4	Neutral	0
5	Somewhat Useful	12
6	Useful	26
7	Very Useful	41
	Total	82

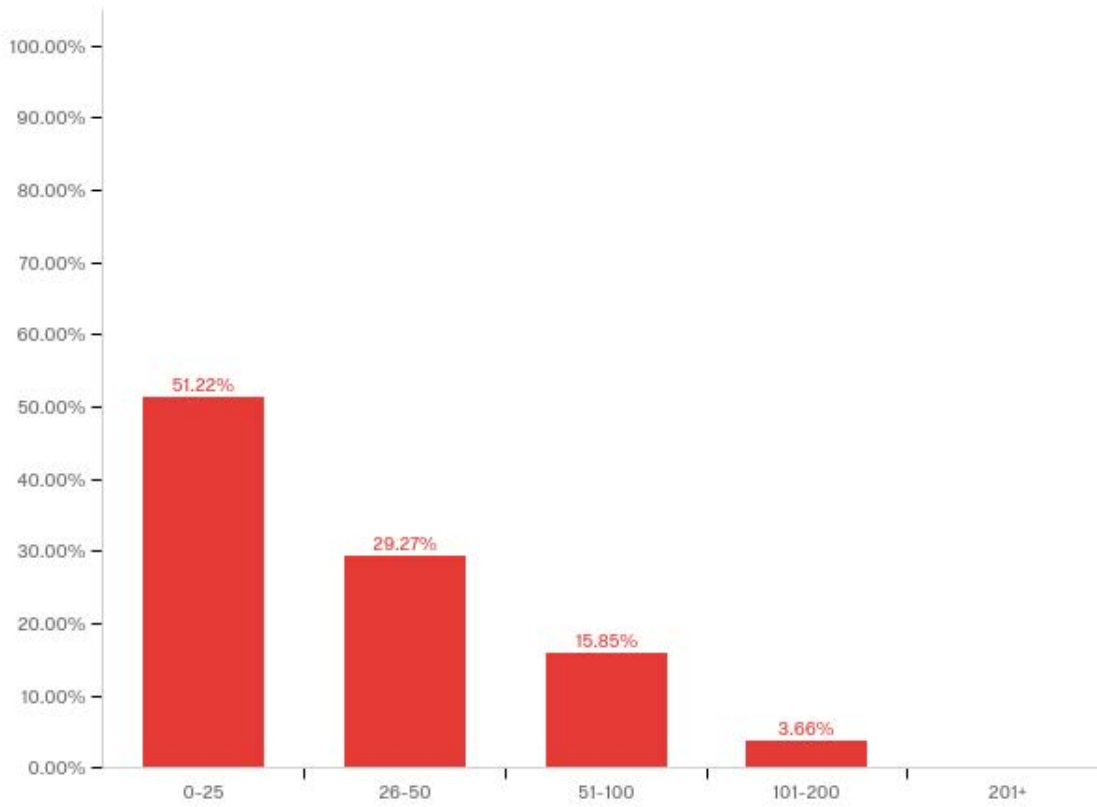
Field	Minimum	Maximum	Mean	Std Deviation	Variance	Count
Did you feel it was beneficial for your School District to attend Education Career Day?	1.00	7.00	6.22	1.06	1.12	82

Q2 - Overall, how would you rate the fair?



#	Answer	%	Count
1	Excellent	47.46%	28
2	Very Good	40.68%	24
3	Neutral	10.17%	6
4	Fair	1.69%	1
5	Poor	0.00%	0
	Total	100%	59

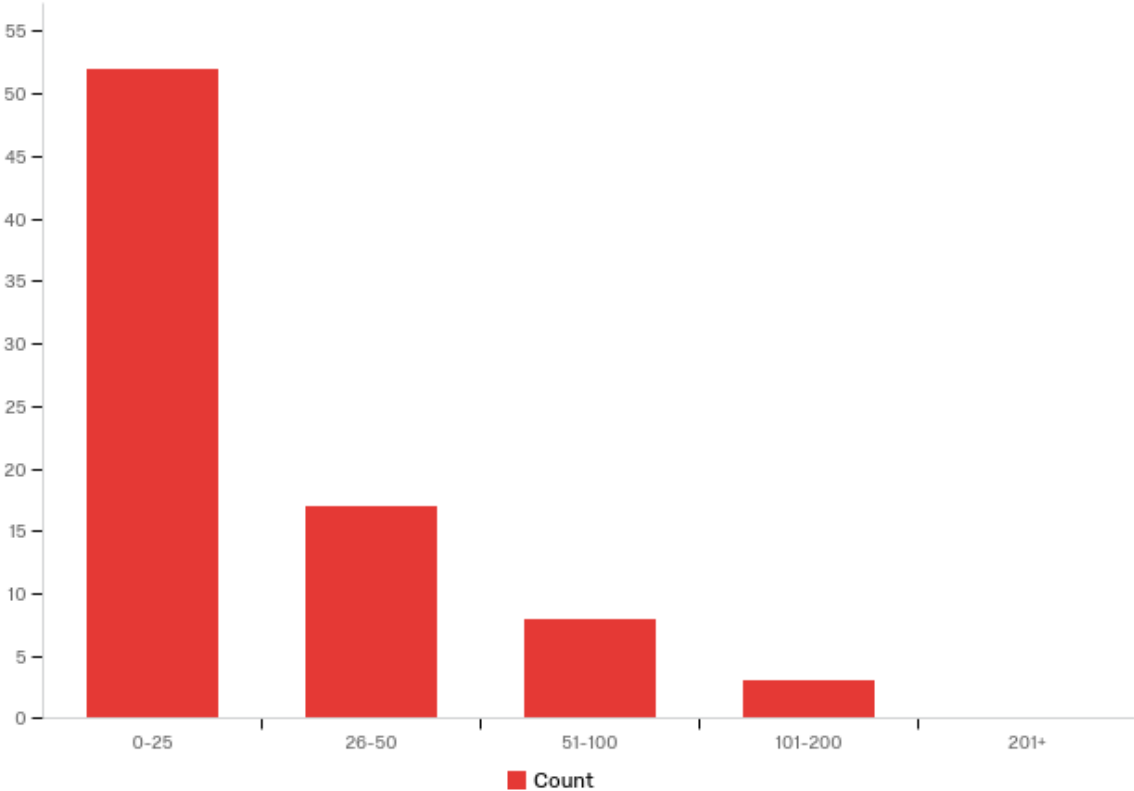
Q3 - Estimate the number of students you met with at the fair.



#	Answer	Count
1	0-25	42
2	26-50	24
3	51-100	13
4	101-200	3
5	201+	0
	Total	82

Field	Minimum	Maximum	Mean	Std Deviation	Variance	Count
Estimate the number of students you met with at the fair.	1.00	4.00	1.72	0.86	0.74	82

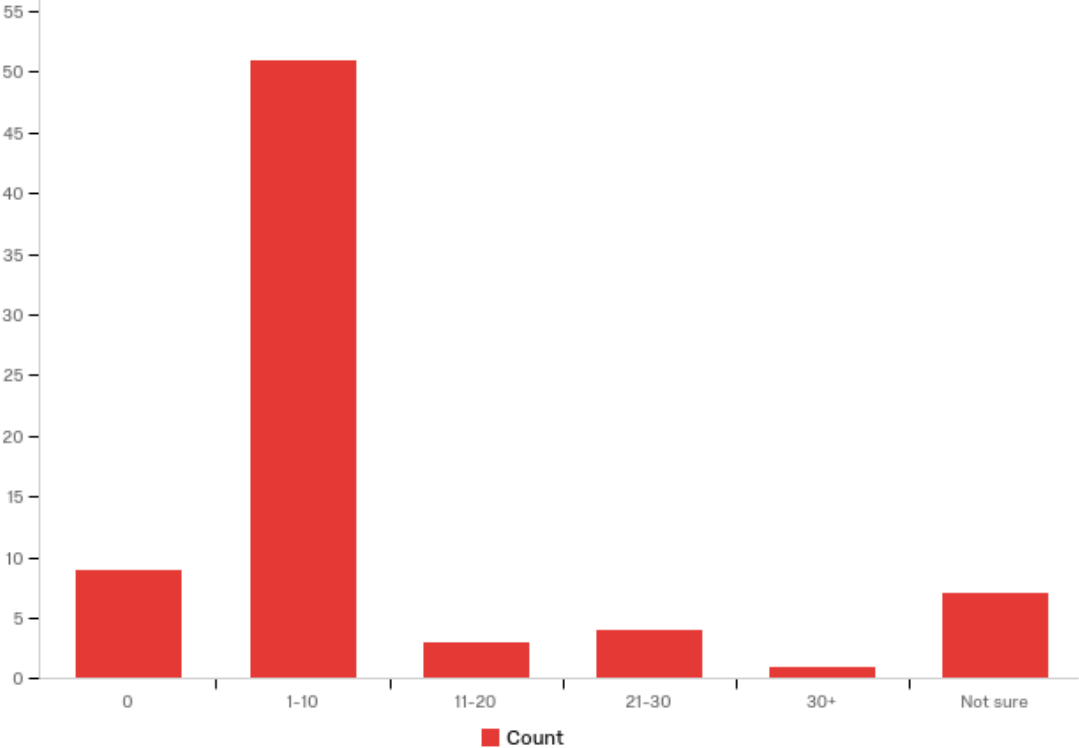
Q4 - Estimate the number of resumes collected during the fair.



#	Answer	Count
1	0-25	52
2	26-50	17
3	51-100	8
4	101-200	3
5	201+	0
	Total	80

Field	Minimum	Maximum	Mean	Std Deviation	Variance	Count
Estimate the number of resumes collected during the fair.	1.00	4.00	1.52	0.82	0.67	80

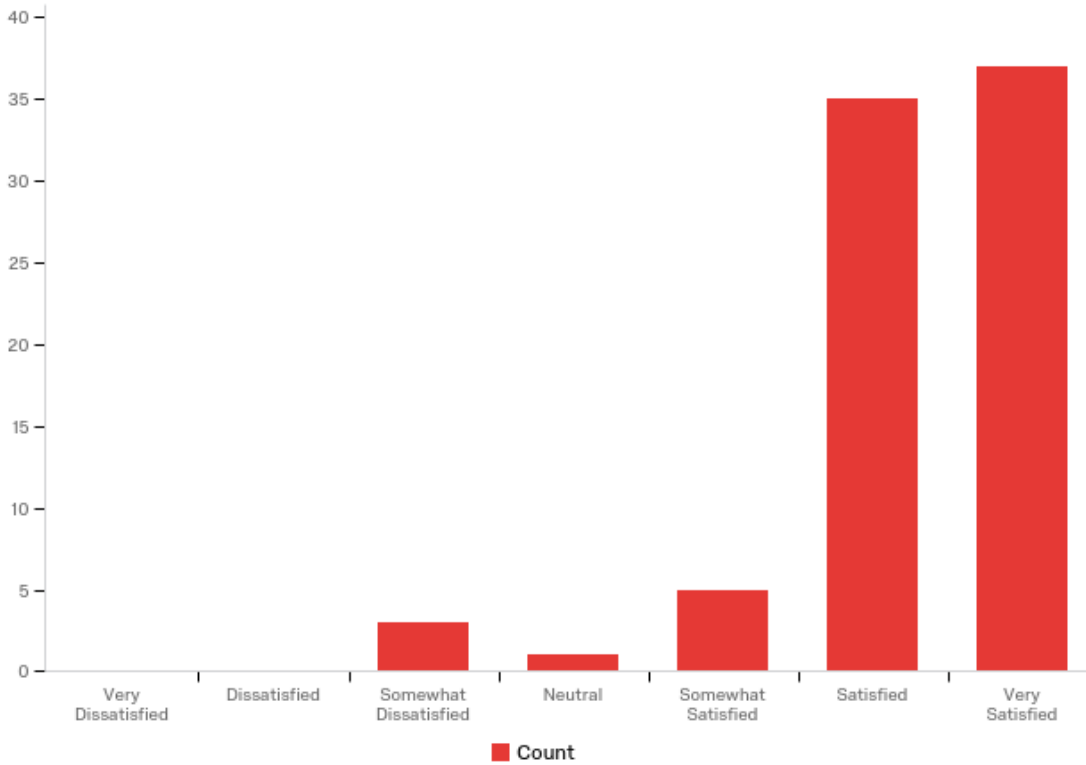
Q5 - How many second, on-site interviews do you anticipate with Penn State students?



#	Answer	Count
1	0	9
2	1-10	51
3	11-20	3
4	21-30	4
5	30+	1
6	Not sure	7
	Total	75

Field	Minimum	Maximum	Mean	Std Deviation	Variance	Count
How many second, on-site interviews do you anticipate with Penn State students?	1.00	6.00	2.44	1.34	1.79	75

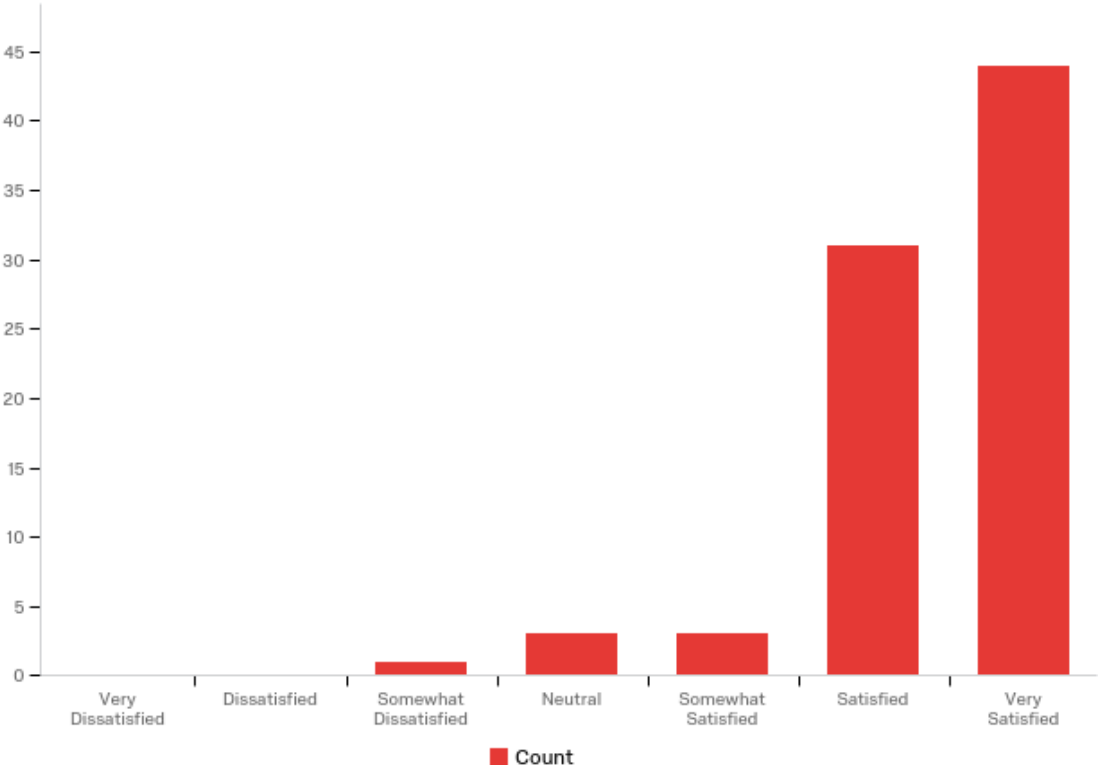
Q6 - Please rate your satisfaction with the Fair participants this year.



#	Answer	Count
1	Very Dissatisfied	0
2	Dissatisfied	0
3	Somewhat Dissatisfied	3
4	Neutral	1
5	Somewhat Satisfied	5
6	Satisfied	35
7	Very Satisfied	37
	Total	81

Field	Minimum	Maximum	Mean	Std Deviation	Variance	Count
Please rate your satisfaction with the Fair participants this year.	3.00	7.00	6.26	0.91	0.83	81

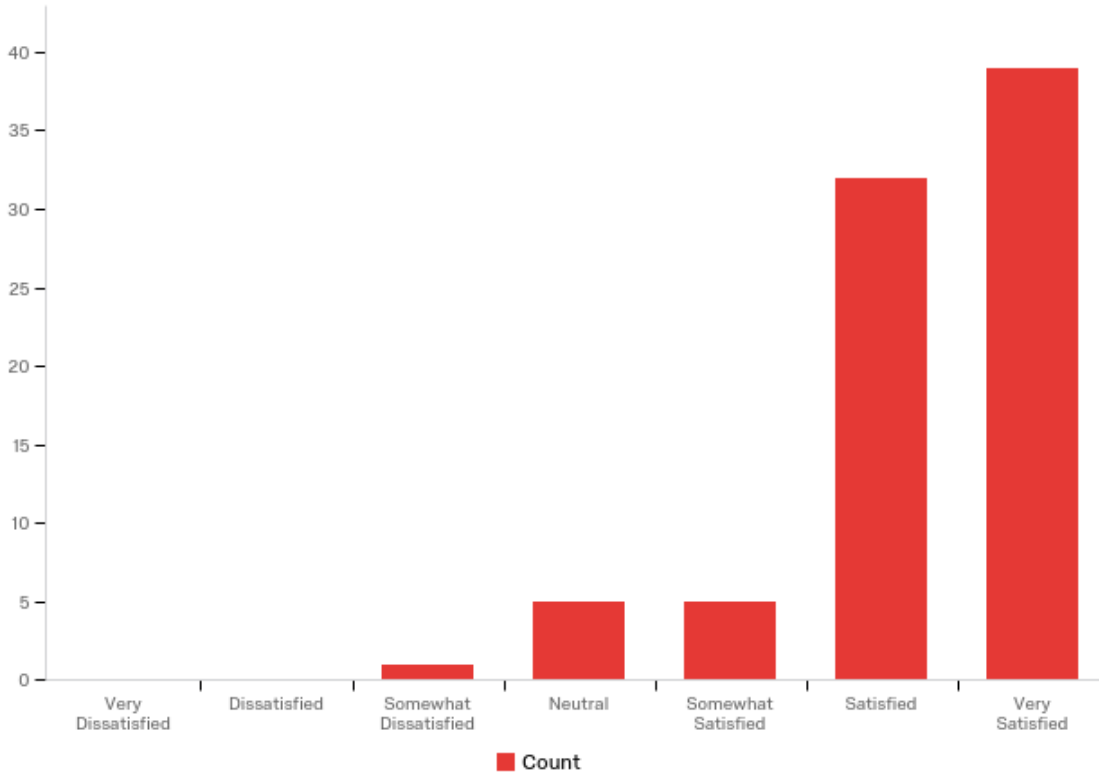
Q7 - Please rate your satisfaction with the credentials of Penn State Elementary Education majors.



#	Answer	Count
1	Very Dissatisfied	0
2	Dissatisfied	0
3	Somewhat Dissatisfied	1
4	Neutral	3
5	Somewhat Satisfied	3
6	Satisfied	31
7	Very Satisfied	44
	Total	82

Field	Minimum	Maximum	Mean	Std Deviation	Variance	Count
Please rate your satisfaction with the credentials of Penn State Elementary Education majors.	3.00	7.00	6.39	0.82	0.68	82

Q8 - Please rate your satisfaction with the credentials of Penn State Secondary Education majors.



#	Answer	Count
1	Very Dissatisfied	0
2	Dissatisfied	0
3	Somewhat Dissatisfied	1
4	Neutral	5
5	Somewhat Satisfied	5
6	Satisfied	32
7	Very Satisfied	39
	Total	82

Field	Minimum	Maximum	Mean	Std Deviation	Variance	Count
Please rate your satisfaction with the credentials of Penn State Secondary Education majors.	3.00	7.00	6.26	0.91	0.82	82

Q9 - Please give feedback on this years' Education Career Day fair.

Please give feedback on this years' Education Career Day fair.

Overall, we wonder if students pursuing a career in K-12 education are up to date on the variety of educational offerings there are in public education today. A number of students we spoke with had no knowledge of the existence of cyber education at all and other students we spoke with had not researched us to know we were grades 6-12 only). We see this as an opportunity for 21CCCS to work with PSU to ensure that graduating students are aware of the different employment opportunities available to them at graduation. We have employed PSU graduates over the years and some of our most successful teachers have come from your program! As the top cyber school in the state ranked 32 out of 647 schools in PA for SAT scores (and a Top Workplace award winner for both 2016 and 2017), we feel we have a lot to offer both new graduates and seasoned teachers alike. We welcome the opportunity to showcase our innovative working environment to your students.

The tables were very crowded so it was hard when we had a lot of students talking to us at once. Also, by the time the fair ended and we got down to lunch it did not leave us a lot of time to eat before we had to be back up there ready for interviews.

Corner spots really created a crowded environment for both the corner and the tables next to it.

The only disappointment was the decline in the number of teacher candidates. This has been symptomatic of all the job fairs we have attended this year - they just aren't out there like they used to be.

It has been a number of years since Central Bucks School District has attended the Education Career Day fair at PSU. It was very beneficial and we will be attending future career day events at PSU.

Well organized and very accommodating.

The candidates we interviewed were very well prepared and demonstrated a level of instructional knowledge exceeding that of many new teachers. We certainly would have liked to talk to/interview more candidates.

Quantity of candidates visiting my booth was up. The quality has always been there.

Excellent career fair! There did not seem to be many state university students such as Lock Haven, Bloomsburg, etc. Thank you again for hosting this event! Our school is looking forward to attending next year!

Overall, the Penn State Career Day fair was a very good day. Having a 30 minute lunch when interviews were not supposed to be scheduled was helpful. It would be helpful to have better access to electrical outlets for recruiter computers. The Penn State students are very qualified and we hope to have several working in our district next year.

I was busy all day. I saw many quality candidates and was able to interview five top notch candidates. I suspect we'll offer a contract to at least two of them. A well run professional fair. THANKS!

We always love coming to Penn State!

A great place to find teachers!

Great format. If I have to nit-pick, I would have liked a little more variety with the lunch offerings.

I thought the fair was well run and I enjoyed it.

We had feedback from a student who said we were not noted as needing elementary teachers which was not accurate and we are not sure where this came from. We did not get many secondary teacher candidates stop by which was disappointing. Also, having water nearby would be great.

As an out of state system that only sent one representative, my role for the day was to meet and greet candidates. Collect resumes and review for possible employment. The frustrating part was there was a long line waiting for a PA district, that admittedly will not hire many. The students need to be coached that extending themselves and simply exchanging a resume will land them an interview for a full-time position. As a building administrator, I stood and watched people walk by. I will hire this next school year no less than 5 teachers. Two Kindergarten and one First grade as well as two Special Education high needs classroom teachers. Of the 8 students who stopped by to see me,

6 will be offered an opportunity to interview for a full-time position. You have some great candidates, I hope they find full-time positions in PA, or they missed an opportunity.

The staff, facility, organization and students are outstanding! It is my favorite recruiting event at a college of all on the schedule.

Very well prepared Special Education grads but very few secondary candidates. Saw great candidates from surrounding college as well.

The fair was very well organized. The participants were professionally dressed, were well-prepared, well-spoken and took initiative. Many of the districts conducting interviews went over the thirty minutes which made it difficult to keep on track with interviews. Perhaps reminders to everyone to please stay within the time frame would help; although, I realize that is not something that can be regulated. Overall, I was very impressed and we will be sending a team again in the future.

The fair was very well put together. Everyone was very helpful, the set up was well planned, and the candidates were outstanding. They were well prepared. Thank you for the opportunity to visit.

The trend seems to be a decreasing number of education majors.

Very good fair. Would like to have a copy of each attendee's resume.

Our table was on the far right hand wall. The lighting tends to be dim in these rooms, but we were in a spot that all three overhead lights were burned out. This made our table even darker. We were disappointed that something as simple as making sure all lights were operating was not considered to be important.

I love coming to the PSU Job Fair as an alumni to recruit! It does get a little crowded...would be nice if the tables could be a little more spaced or the aisles wider. Other than that, it is a great experience!

Thanks so much and very well organized! I may have missed it and will look but could you send the date of the Fall Education Job Fair? Well Done!

This was my first time attending the job fair and I was very impressed with everything. I would think there might be an advantage to grouping some of schools together by geographic location.

We had a great day and appreciate your support! Your staff was readily available to assist with any needs that we had. VERY FEW secondary candidates, particularly in critical need areas, but overall we met only a handful of secondary. Really missed having name tags - it is much more personable to greet candidates by name. Toward the end of the interview time in the main room, some other School Division recruiters were so loud, it was hard to hear the candidate I was interviewing. This was not a problem during the rest of the day. THANK YOU!

The Penn State fair is one that we rely on to speak with large numbers of teacher candidates. This year's May graduates were certainly prepared, but districts like ours need to see more Special Education, ELL, Chemistry, Science, Math, and Spanish certifications. I will also need to start looking for those students who are planning on, or who have obtained the STEM/STEAM cert. Of course, those who have a passion for, or who have had experiences in urban education environments are always high on our list.

We were very disappointed with the amount of secondary certified students. We had several positions that we posted including 2 English, 2 PE/Health, 1 Art, 1 School Counselor, 2 Biology, 1 Learning Support and only had about 10-12 applicants stop by or booth. Also, we were disappointed that there were very few special education applicants. We are seeing at most other PA job fairs, most of the elementary PreK-4 are also special ed certified Pk-8, but that was not the case at PSU. They were all just Pk-4 plus I don't think we had any secondary special education applicants. Most were willing to relocate to South Central PA which was nice and we had a line the entire time for elementary. Other than that, we were pleased with the applicant pool and their professionalism. Also the staff working the fair were polite and helpful.

The last time I visited, candidates were released in a more mainstreamed fashion. The release of candidates at the beginning was more than we could actually handle.

This was my first time at this event, and was impressed with the turn-out! It was run very well, and well-attended. I will definitely return in the future for sure. **Minor feedback, nothing serious, was only that the after-event lunch didn't start until 12:30--which was 30 minutes after the event ended. In my case, I was commuting 4 hours home so left at 12:00 --just didn't make sense to lose 30 minutes of time to get a free lunch. **I am sure that worked fine for anyone who planned to stay the night, but I'll bet any of the "commuters" just hit the road rather than wait around.

****BUT** these events are NOT about lunches...and so I still give 5 Starts (out of 5 stars) for the event! :-) Thank you, see you next year!

Although the number of participants was low, the quality of students was great. Thank you for hosting.

Our table was in the middle of a middle row section. We only had 2 people interested in talking to us as we were right next to a much larger school district, together with being in the middle of the row, in the middle of the room, there was nowhere we could talk except w/those who were waiting in line to talk to the larger school district. We drive 4 hours to attend the event, not sure if we will next year. The grounds, facilities, and organization are excellent! We would just prefer to be at a table against one of the walls.

Great day, thanks so much for the coordination!

Too many PK-4 certifications, not enough secondary/middle level.

Our biggest challenge was that many candidates were not willing to relocate. Also, there were very few secondary science and math candidates. Logistically, I felt as though the event ran exceptionally well.

Great job fair! We are from northeast PA so there weren't a lot of students looking for work in that area, but the ones we did talk to were excited about potential opportunities. Students were well-dressed, ready with resumes, and very professional.

If you guys can have the online portal to view Teachers resume's and such again that'd be GREAT! That was a VERY useful tool :) :) :) Thanks

As always, it was a well run day. Noticed not as many students out there as in years past. Am hoping for a larger group in the Spring!

Wonderful event. Thank you for starting a little later in the day to help us get there and get set up. Candidates seemed to have a good grasp of who was going to be there and who they wanted to talk to. We were thrilled!! Great candidates. I also appreciated that some of the professors were walking around with or near candidates and we were able to speak with their professors directly.

The Fall Fair was very good.

The fair was decent for a fall fair. There could've been better signage for visiting districts, as I only saw signage for students attending directing them to the room (after I was at the room). It was nice that other schools attended. We are interested in the Spring Fair although the survey asked about the fall fair.

well run - very organized fall is lighter than spring but got to meet quality candidates

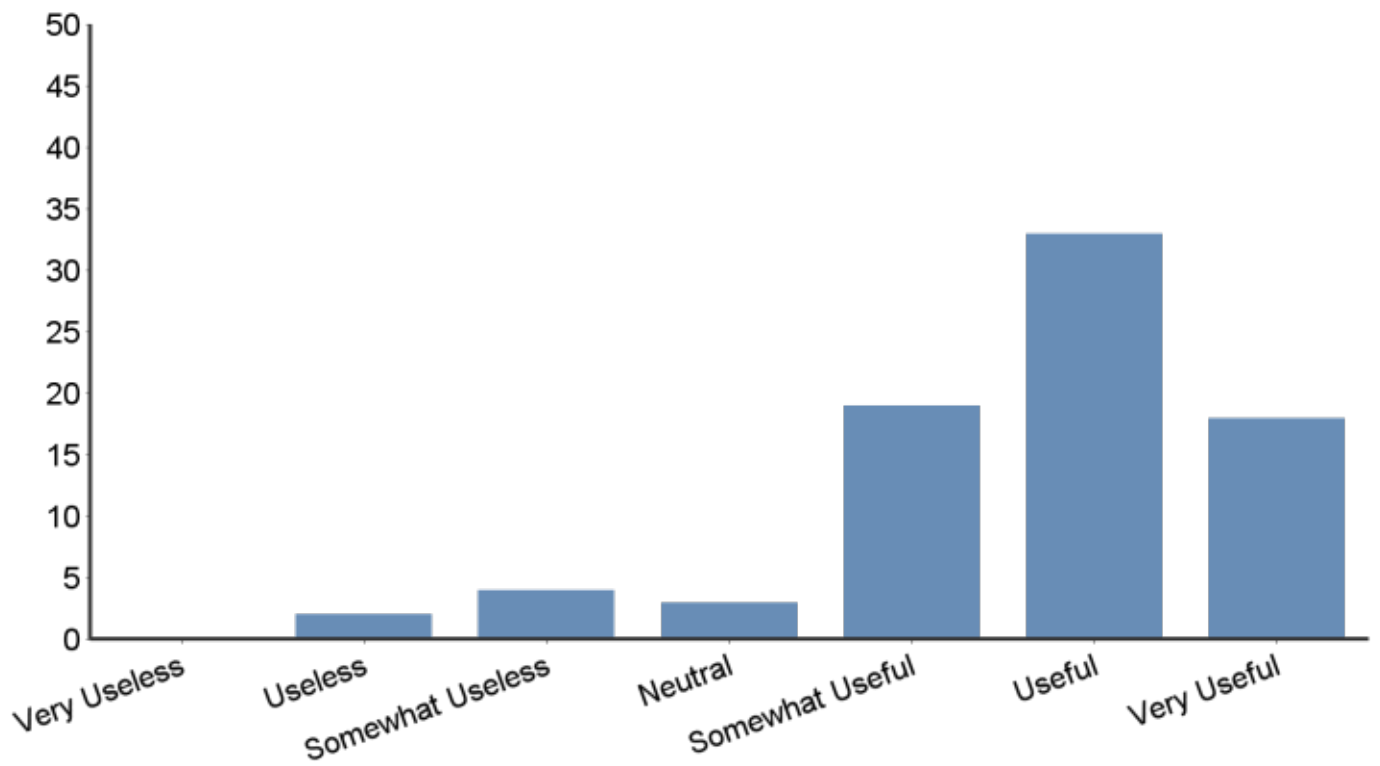
Would like to receive a copy of each participants resume. Thank you.

You are well organized and the students came prepared to interview. We are still looking for candidates to hire in January and we were pleased to interview mid-year graduates.

At check-in, I did not receive the materials that other recruiters received. It was very disorganized!!!

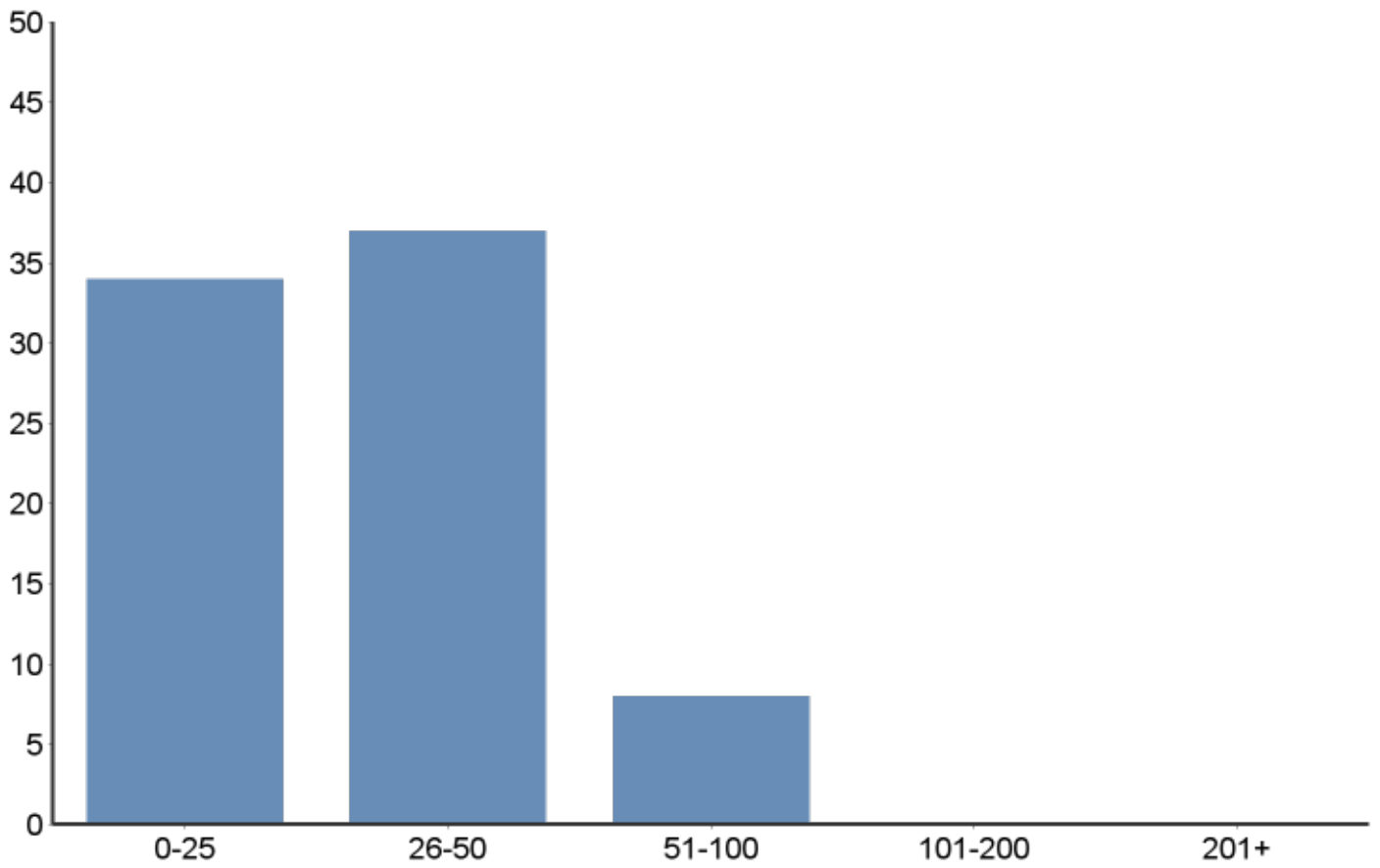
Please continue to do the Fall/Spring Recruitment Events. We hire quite a few Penn State.

Did you feel it was beneficial for your School District to attend Education Career Day?



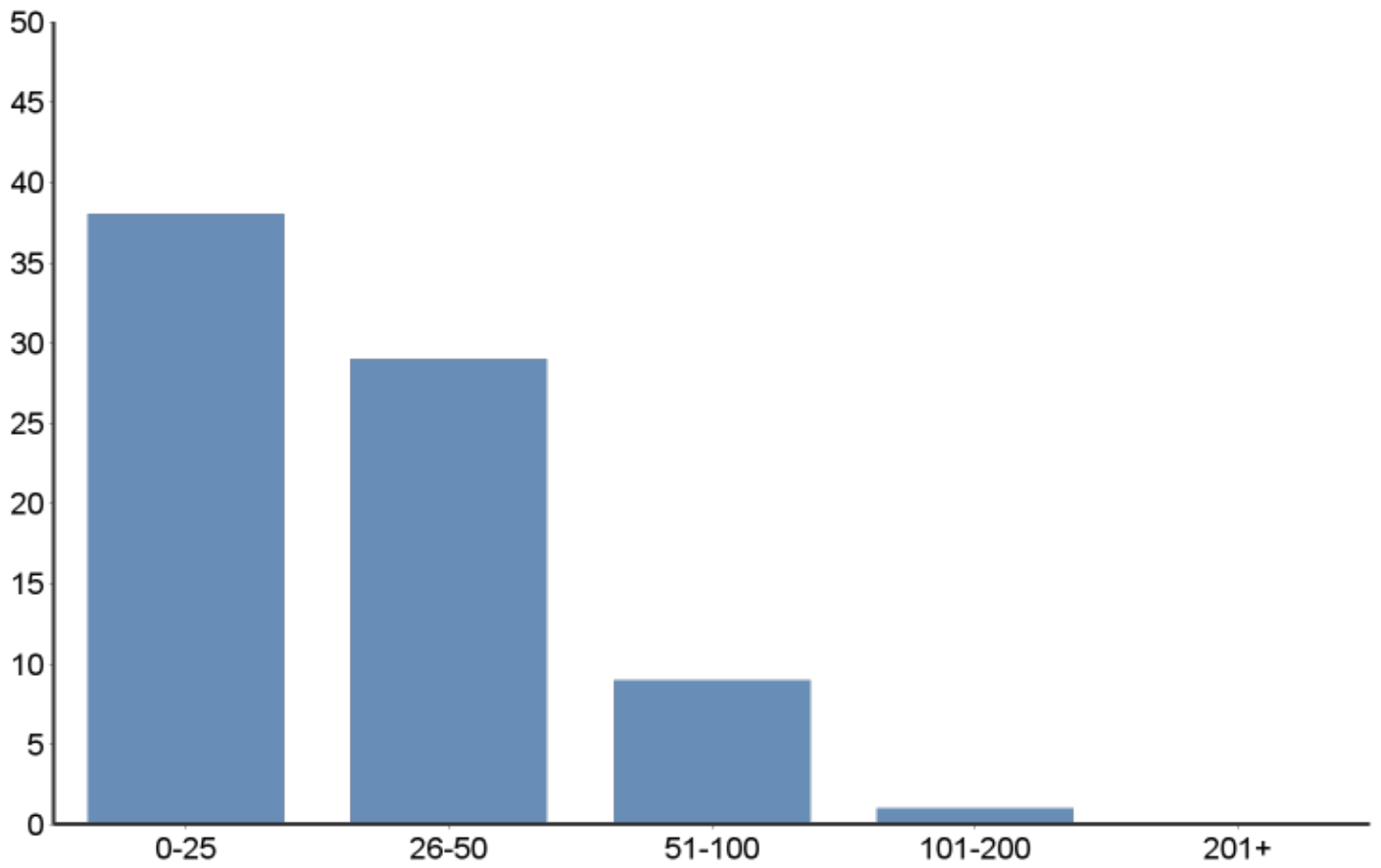
#	Answer	Bar	Response	%
1	Very Useless		0	0.00%
2	Useless	■	2	2.53%
3	Somewhat Useless	■	4	5.06%
4	Neutral	■	3	3.80%
5	Somewhat Useful	■	19	24.05%
6	Useful	■	33	41.77%
7	Very Useful	■	18	22.78%
	Total		79	100.00%

Estimate the number of students you met with at the fair.



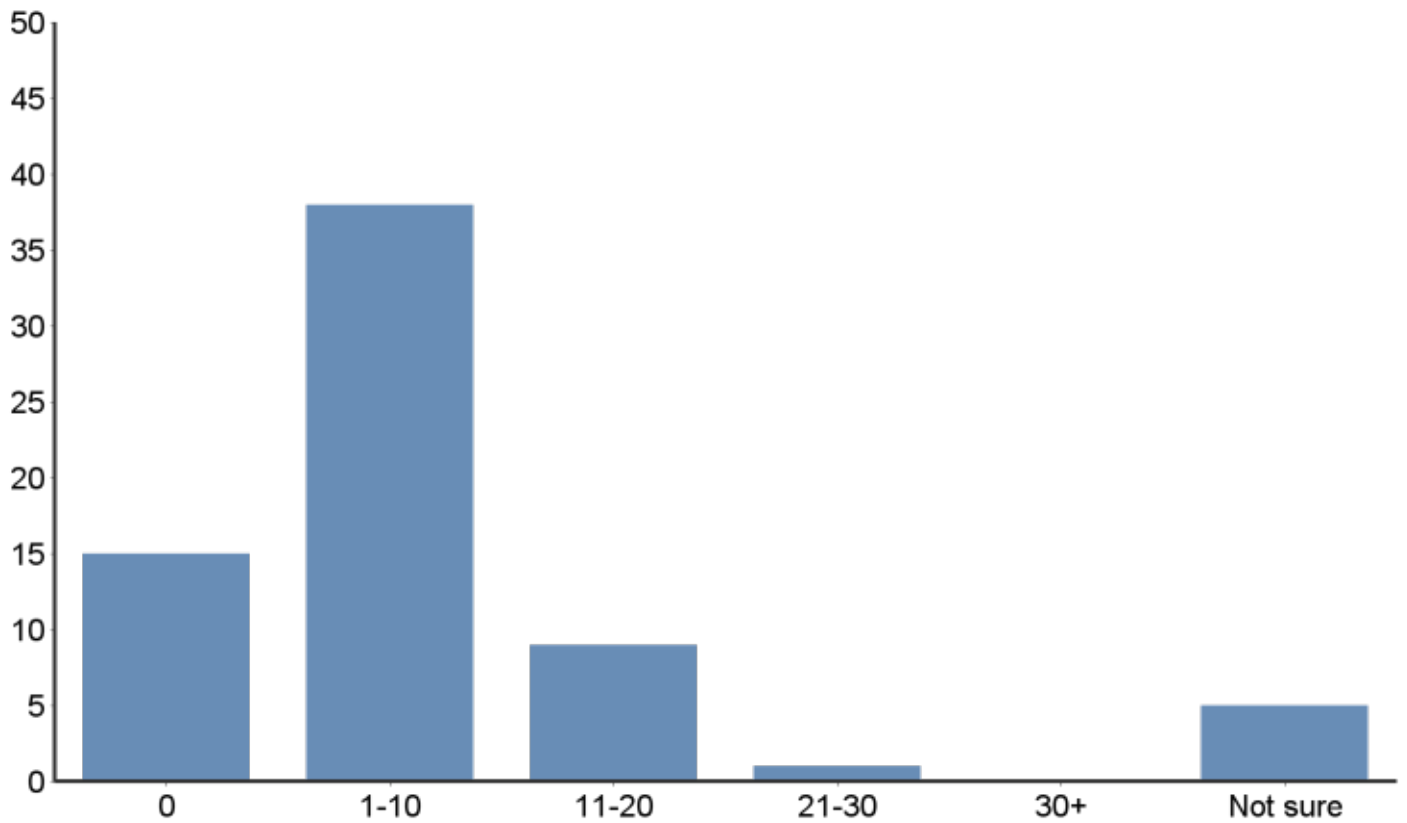
#	Answer	Bar	Response	%
1	0-25		34	43.04%
2	26-50		37	46.84%
3	51-100		8	10.13%
4	101-200		0	0.00%
5	201+		0	0.00%
	Total		79	100.00%

Estimate the number of resumes collected during the fair.



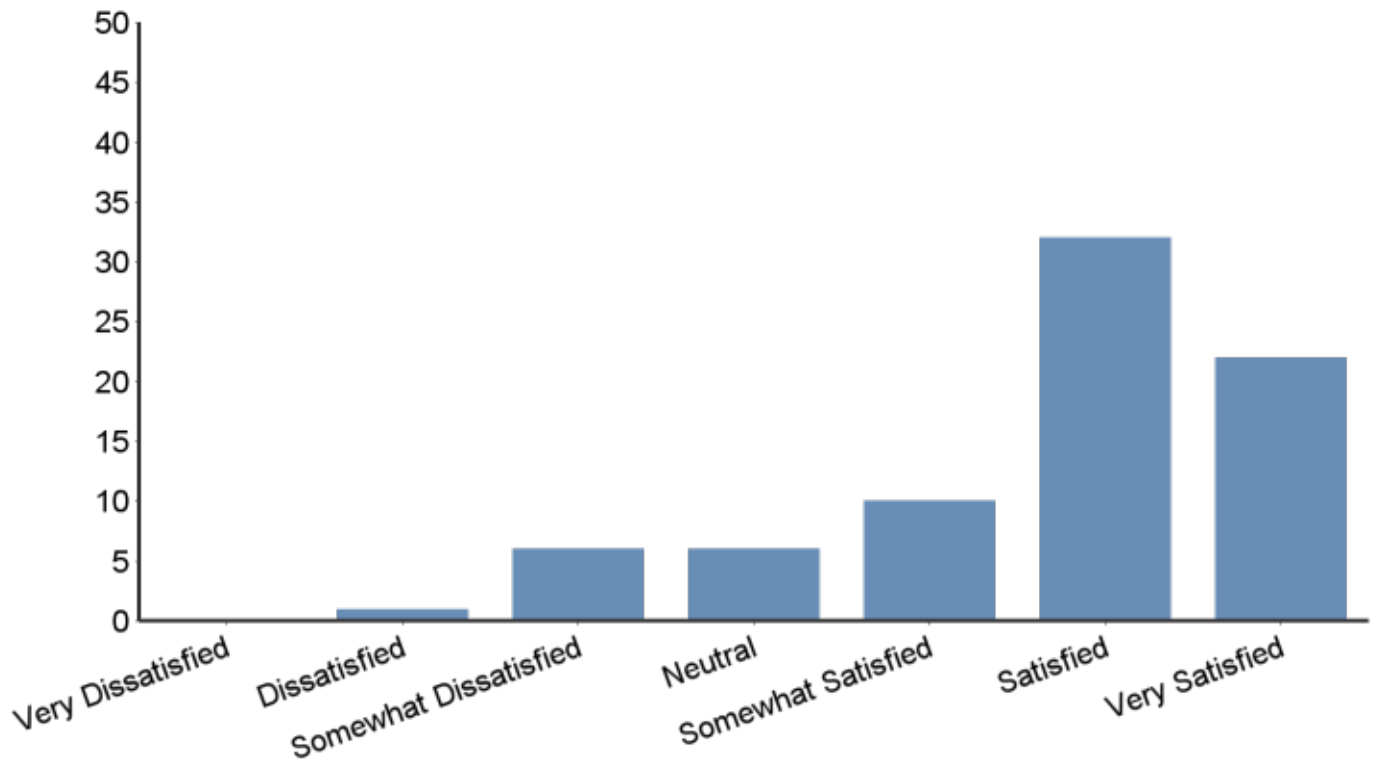
#	Answer	Bar	Response	%
1	0-25	<div style="width: 38%;"></div>	38	49.35%
2	26-50	<div style="width: 29%;"></div>	29	37.66%
3	51-100	<div style="width: 9%;"></div>	9	11.69%
4	101-200	<div style="width: 1%;"></div>	1	1.30%
5	201+	<div style="width: 0%;"></div>	0	0.00%
	Total		77	100.00%

How many second, on-site interviews do you anticipate with Penn State students?



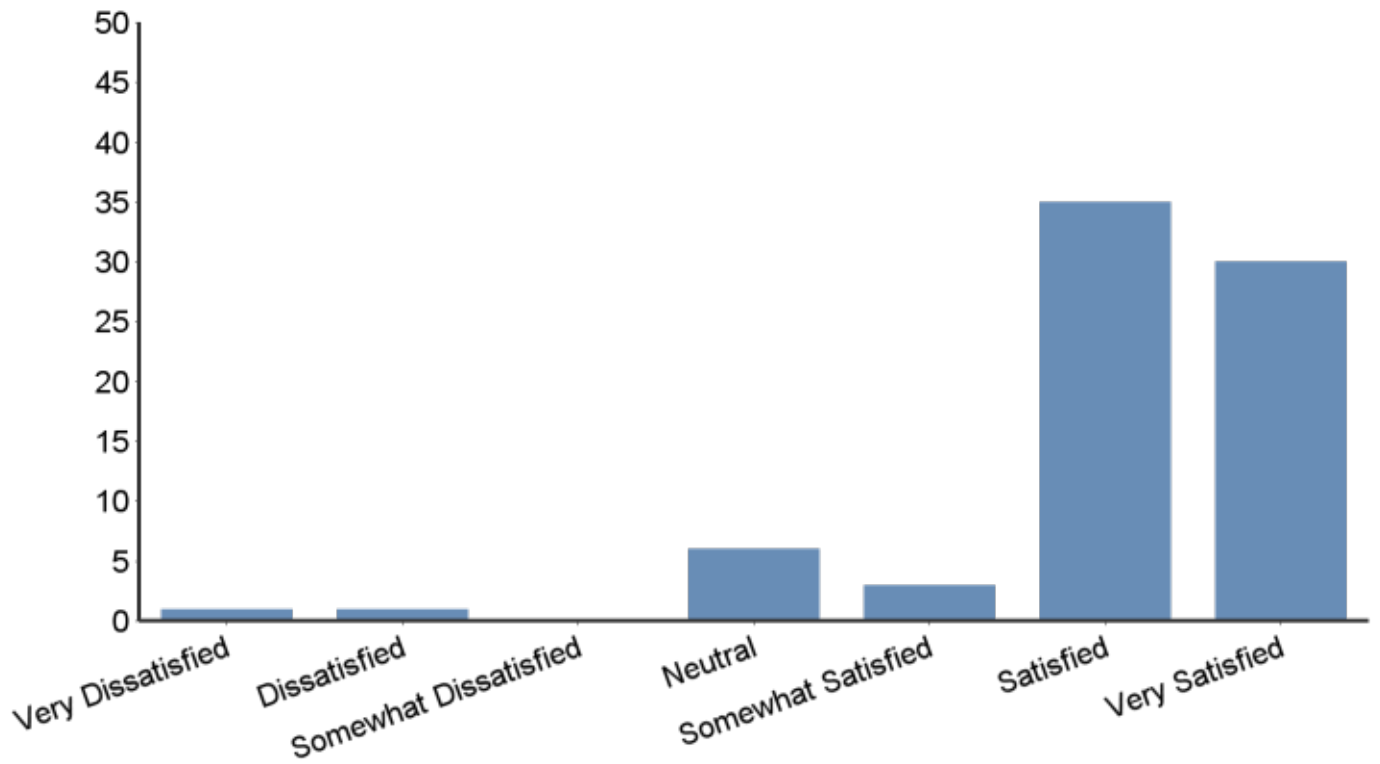
#	Answer	Bar	Response	%
1	0	<div style="width: 15px; height: 10px; background-color: #4F81BD;"></div>	15	22.06%
2	1-10	<div style="width: 38px; height: 10px; background-color: #4F81BD;"></div>	38	55.88%
3	11-20	<div style="width: 9px; height: 10px; background-color: #4F81BD;"></div>	9	13.24%
4	21-30	<div style="width: 1px; height: 10px; background-color: #4F81BD;"></div>	1	1.47%
5	30+		0	0.00%
6	Not sure	<div style="width: 5px; height: 10px; background-color: #4F81BD;"></div>	5	7.35%
	Total		68	100.00%

Please rate your satisfaction with the Fair participants this year.



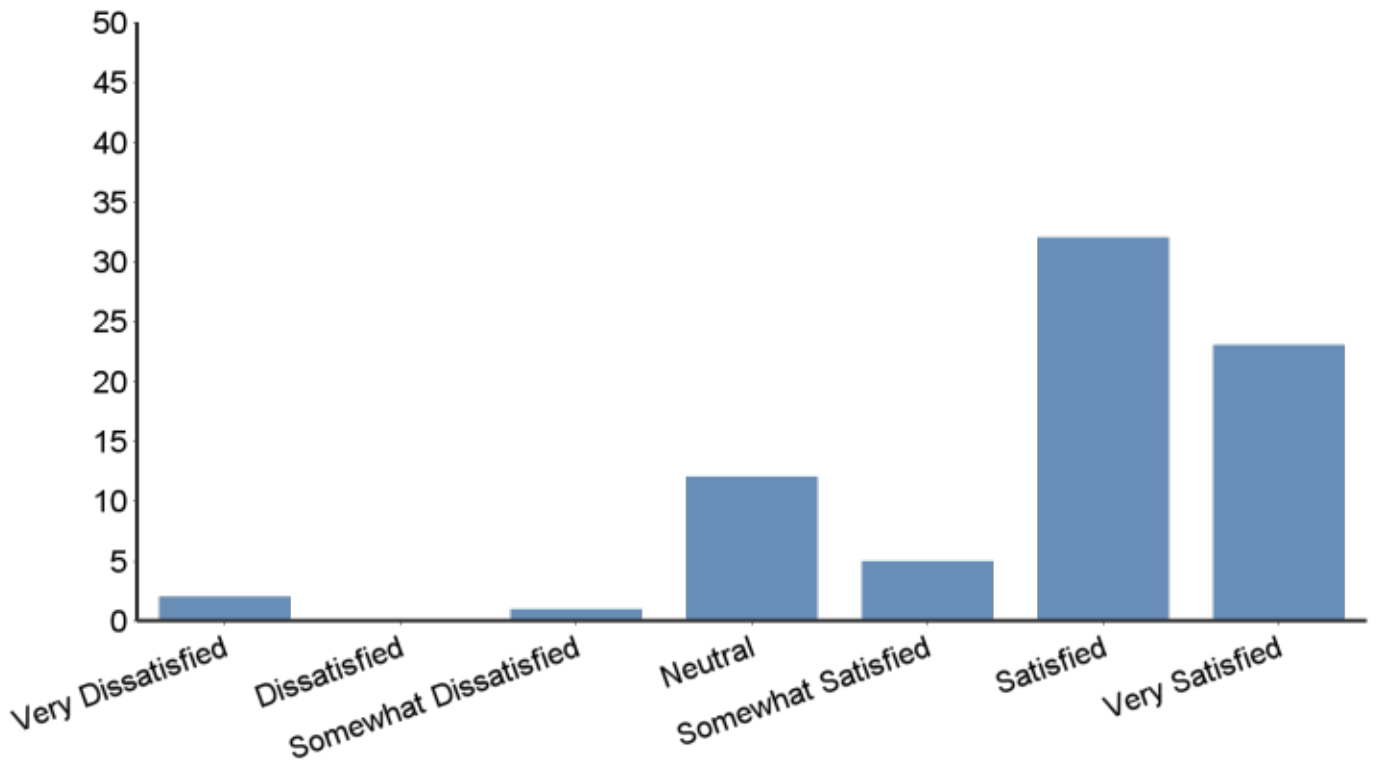
#	Answer	Bar	Response	%
1	Very Dissatisfied		0	0.00%
2	Dissatisfied	█	1	1.30%
3	Somewhat Dissatisfied	█	6	7.79%
4	Neutral	█	6	7.79%
5	Somewhat Satisfied	█	10	12.99%
6	Satisfied	█	32	41.56%
7	Very Satisfied	█	22	28.57%
	Total		77	100.00%

Please rate your satisfaction with the credentials of Penn State Elementary Education majors.



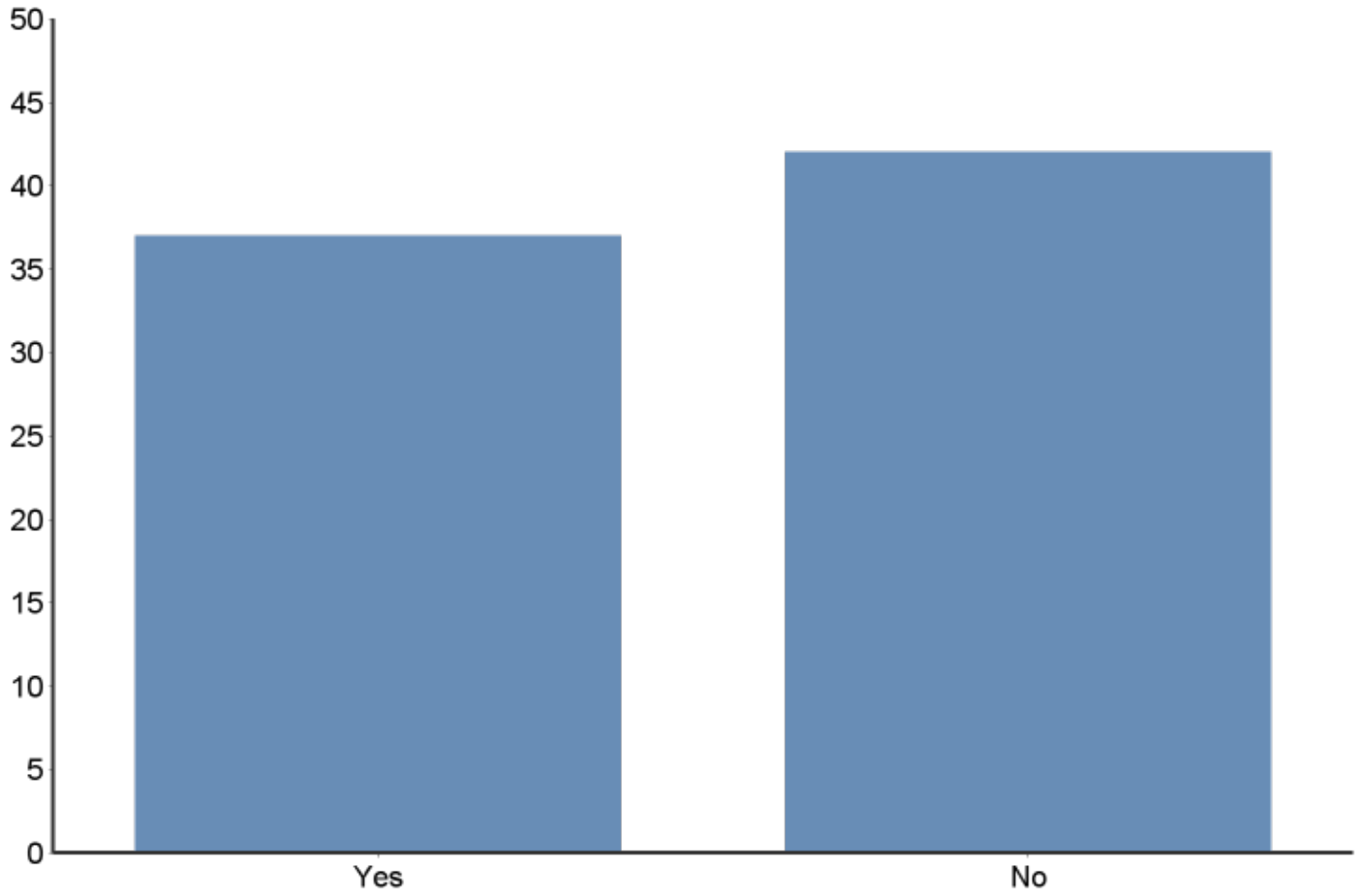
#	Answer	Bar	Response	%
1	Very Dissatisfied	<div style="width: 1px; height: 10px; background-color: #4F81BD;"></div>	1	1.32%
2	Dissatisfied	<div style="width: 1px; height: 10px; background-color: #4F81BD;"></div>	1	1.32%
3	Somewhat Dissatisfied	<div style="width: 0px; height: 10px; background-color: #4F81BD;"></div>	0	0.00%
4	Neutral	<div style="width: 15px; height: 10px; background-color: #4F81BD;"></div>	6	7.89%
5	Somewhat Satisfied	<div style="width: 10px; height: 10px; background-color: #4F81BD;"></div>	3	3.95%
6	Satisfied	<div style="width: 60px; height: 10px; background-color: #4F81BD;"></div>	35	46.05%
7	Very Satisfied	<div style="width: 50px; height: 10px; background-color: #4F81BD;"></div>	30	39.47%
	Total		76	100.00%



Please rate your satisfaction with the credentials of Penn State Secondary Education majors.



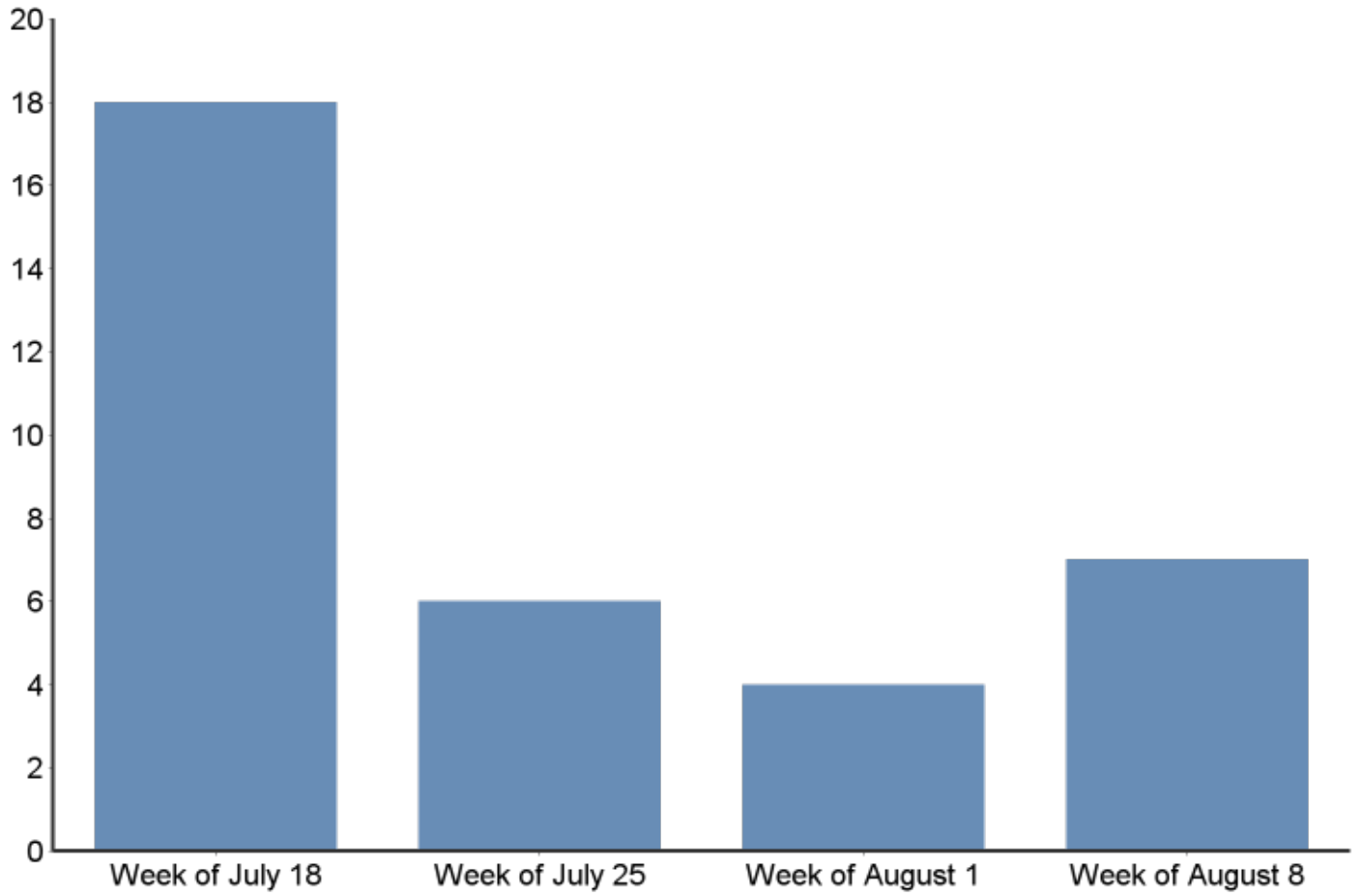
#	Answer	Bar	Response	%
1	Very Dissatisfied	■	2	2.67%
2	Dissatisfied		0	0.00%
3	Somewhat Dissatisfied	■	1	1.33%
4	Neutral	■	12	16.00%
5	Somewhat Satisfied	■	5	6.67%
6	Satisfied	■	32	42.67%
7	Very Satisfied	■	23	30.67%
	Total		75	100.00%

Would you be interested in participating in an On-Line Education Career Day Fair?



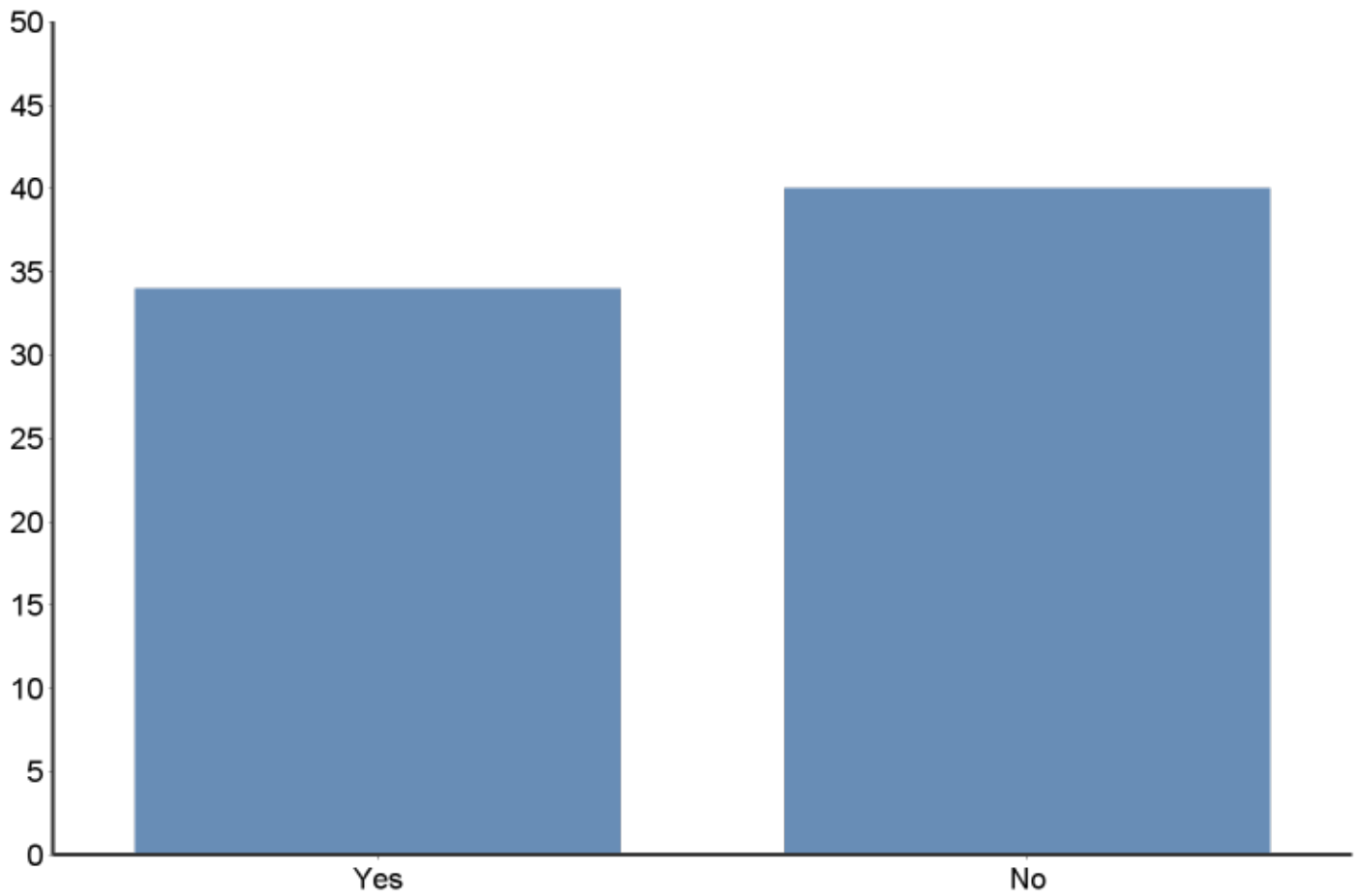
#	Answer	Bar	Response	%
1	Yes		37	46.84%
2	No		42	53.16%
	Total		79	100.00%



If you answered yes to the previous question, which date would be best?



#	Answer	Bar	Response	%
1	Week of July 18		18	51.43%
2	Week of July 25		6	17.14%
3	Week of August 1		4	11.43%
4	Week of August 8		7	20.00%
	Total		35	100.00%

Are you planning on attending Fall Teacher fair on October 25, 2016 at the Penn Stater Conference Center?



#	Answer	Bar	Response	%
1	Yes		34	45.95%
2	No		40	54.05%
	Total		74	100.00%

