

# Women in Politics

Daniel J. Mallinson

School of Public Affairs  
Penn State Harrisburg  
mallinson@psu.edu

PLSC 1

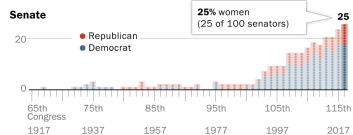
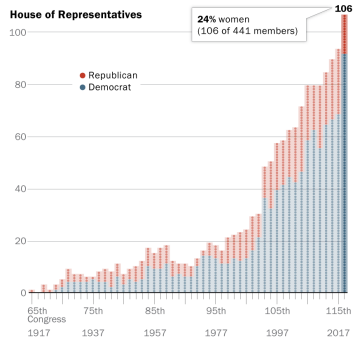
# Road map

- Some background and discussion

# Some Numbers

## The 116th Congress represents the biggest jump in women members since the 1990s

*Women members of Congress, by party*

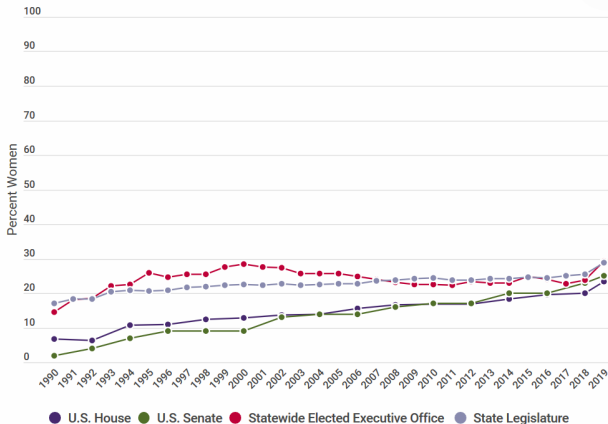


Sources: Biographical Directory of the United States Congress; U.S. House of

# Some Numbers

## Women as a Percentage of All Officeholders

1990-2019



[Download data](#)

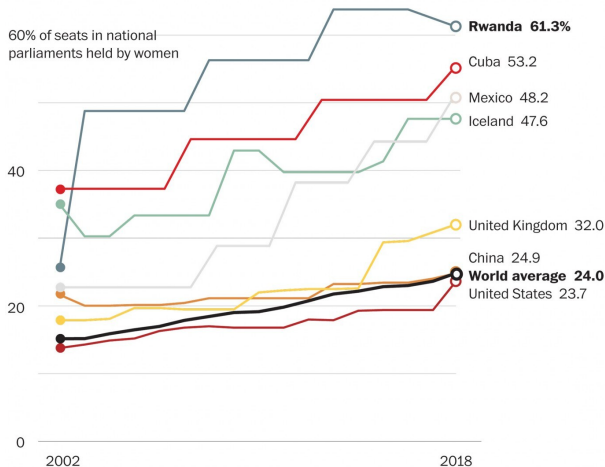
\* Non-voting delegates not included. Data reflects women serving at the end of each year.

CAWP CENTER FOR AMERICAN WOMEN AND POLITICS

Figure: Source: CAWP

# Some Numbers

**Rwanda has the highest proportion of women in parliament in the world**



Note: The U.S. number reflects the share of women in the 116th Congress, which opened Jan. 3, 2019  
Sources: The World Bank. Inter-Parliamentary Union.

**Figure:** Source: Washington Post

# Some Numbers

## Sexism: Still A Thing

Percentage of men & women who'd be very comfortable with a female head of government

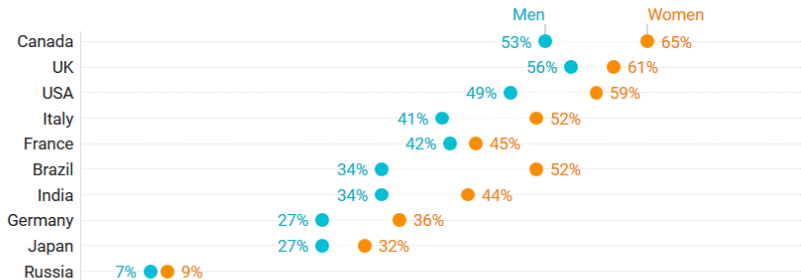


Chart: HuffPost Visuals; Data: The Reykjavik Index for Leadership from Kantar and WPL

**Figure:** Source: Washington Post

# Video

[https://www.youtube.com/watch?v=o8q\\_tmyzQdc](https://www.youtube.com/watch?v=o8q_tmyzQdc)