


Blue Fighter  
Haru



# Table of Contents

Basic Stats .....	3
First Looks .....	6
How to Draw Haru .....	12

# Haru

Haru is a young martial artist who drifts the desert looking for odd jobs. She learned to fight without a master; instead, she watched martial arts films. Despite this fact, she is talented and strong and has earned the nickname, "Blue Fighter Haru". She finds consistent work at a noodle shop.

## Appearance

Haru is 5'0" nothing, with dark, red-toned skin, and blonde, bedhead hair. Her hair also tangles in maroon colored braids. She has light green eyes and "blushing" cheeks that take the form of swirls. She appears to be a young adult, about 20 years old.

She often wears a navy blue, Bell Epoque type dress and beige stocking. In the shoulder holding of her dress, desert flowers tend to bloom. She doesn't wear shoes.

Her work outfit consists of a bright yellow shirt with black sleeves and black pants.

## Personality


Haru keeps a calm and stoic manner but she when she loses her temper she explodes. She prefers to keep her dignity and wants people to take her seriously, however, she often finds herself in comical situations that are out of her control.







Initial Haru Sketches



(2015)



(2010)



IG: @creativethumbs







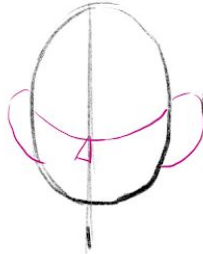
Haru Fan Art (By Michelle Rivera)



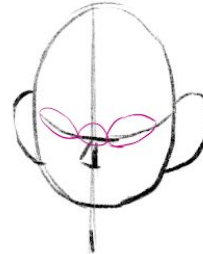
# Let's draw Haru!



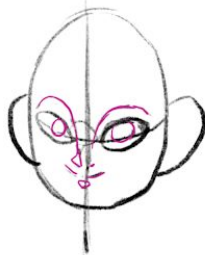
Step 1: draw an oval with a vertical dividing line through the middle



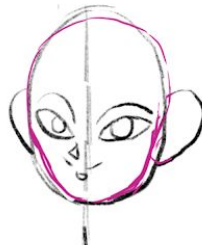
Step 2: mark approximately where her ears would be. Next, draw another dividing line, this time horizontal and slight curved. Then a triangle in the middle of the oval to indicate the nose



Step 3: draw her eyes. Although Haru's eyes are very stylized, they are still standard "one eye width" apart



Step 4: draw in her pupils and other facial features, like her eyebrows, nose, and mouth



Step 5: Render the shape of her face. slim down her jaw while maintaining her round face



Step 6: draw her bangs! Haru has messy, unkept bedhead but keeps her bangs side swept, and out of her eyes!



Step 7: add the rest of her hair. Haru has short hair; it stops just below her chin. Don't forget her braids!

## TIP!


Here's the chance to add last minute details, like her blushing cheeks and dark eyelashes




Done! Clean up your lines and ink your drawing!



© uglythumbs 2016





Blue Fighter  
Haru

