



How do I enroll in a CITI course for the first time?

CITI Program New Learner Account Registration Instructions

Go to www.citiprogram.org and click on the "Register" button located in the blue log in box to the right of the homepage.

USA - English Text Size: A A Log In | Register | Help

CITI PROGRAM Collaborative Institutional Training Initiative at the University of Miami Search Knowledge Base

Home | About Us | Courses | Become a Subscriber | CE Credits | News and Events | Resources | Contact Us

Over 4.9 million CITI Program courses have been completed since 2000

CITI Program Announcements

- Spring 2013 CITI Program Newsletter Now Available (March 2013)
- New Module for CITI Site Administrators: An Introduction to Using CITI Program Content (February 2013)
- Are You Thinking About Participating in a Research Study? Read CITI's Module for Research Participants (January 2013)
- New ACU Course: Working with Fish in Research Settings (December 2012)
- New HSR Course: IRB Chair (November 2012)
- More...

Help & Support

- How do I register?
- Merge duplicate accounts
- I forgot my Username or Password
- More...

Conditions of Use Copyright and Disclaimer Privacy Notice Site Accessibility Site Index Contact Us

The next steps are numbered 1-7. These steps will collect information to register your account and place you in the correct course based on your institutional settings.



How do I enroll in a CITI course for the first time?

CITI Program New Learner Account Registration Instructions

Step 1 Click on “Can’t find your institution?”. Select “Penn State Hershey”. This will then take you through the Penn State access and duo/2 factor sign in.

USA - English Text Size: A A Log In | Register | Help

CITI PROGRAM Collaborative Institutional Training Initiative at the University of Miami Search Knowledge Base

Home | About Us | Courses | Become a Subscriber | CE Credits | News and Events | Resources | Contact Us

CITI - Learner Registration

Steps: 1 2 3 4 5 6 7

* indicates a required field.

*** Select Your Organization Affiliation**

Search for organization: Enter full or partial name

Miami Can't find your institution? It may use Single Sign On. Check here.

Affiliate as an Independent Learner. Use this option if you are not affiliated with a participating organization or require content that your organization does not provide. (Fees apply)

Continue to Step 2 Reset Form

After selecting your institution click Continue to Step 2.



How do I enroll in a CITI course for the first time?

CITI Program New Learner Account Registration Instructions

Step 2 requests that you enter your first and last name along with your email address. Please enter your name here as you would like it to appear on your completion report received at the end of the course.

Ensure you use an email address that you can access so you can complete the registration process by verifying the email.

You can use any email address to register but we recommend not using your institutional email. The account belongs to you, the learner, and if you leave the institution you will still have access to the account if you use a non-institutional email. This means you can keep the same account and transfer credit if you affiliate with a new institution.

CITI - Learner Registration

Steps: 1 **2** 3 4 5 6 7

Personal Information

* indicates a required field.

* First Name	* Last Name
<input type="text"/>	<input type="text"/>
* Email Address	* Verify email address
<input type="text"/>	<input type="text"/>

We urge you to provide a second email address, if you have one, in case messages are blocked or you lose the ability to access the first one. If you forget your username or password, you can recover that information using either email address.

Secondary email address	Verify secondary email address
<input type="text"/>	<input type="text"/>

Continue to Step 3

While not required, we do encourage entering a secondary email address. It will assist in the recovery of your account if you forget your username or password and no longer have access to your primary email address.



How do I enroll in a CITI course for the first time?

CITI Program New Learner Account Registration Instructions

At Step 3 you will choose a username and password for your account. Please follow the on screen instructions for the expected parameters of each field. Passwords are case sensitive.

During this step you will also select and answer a security question. This question will be used to assist in the recovery of your account if you have forgotten your username or password. Please select a question that is applicable to you and you can comfortably answer for the tech support team.

Steps: 1 2 **3** 4 5 6 7

Create your Username and Password

* Indicates a required field.

Your username should consist of 4 to 50 characters. Your username is not case sensitive; "A12B34CD" is the same as "a12b34cd". Once created, your username will be part of the completion report.

* User Name

Your password should consist of 8 to 50 characters. Your password IS case sensitive; "A12B34CD" is not the same as "a12b34cd".

* Password

* Verify Password

Please choose a security question and provide an answer that you will remember. **NOTE: If you forget your login information, you will have to provide this answer to the security question in order to access your account.**

* Security Question

* Security Answer

[Continue to Step 4](#)



How do I enroll in a CITI course for the first time?

CITI Program New Learner Account Registration Instructions

Step 4 collects demographic information. All information provided is voluntary. Use the blue information question marks for more information on specific categories.

CITI Learner Registration

Steps: 1 2 3 **4** 5 6 7

Gender, Ethnicity and Race

Why does CITI Program ask about your gender, race and ethnicity? ⓘ
Why does CITI Program use these categories? ⓘ
Why does CITI Program ask about your gender? ⓘ
* indicates a required field.

*** Your Gender Is:**

☐ Male
☐ Female
☐ I would rather not disclose

*** Your Ethnicity Is: (You may choose only one)**

☐ Hispanic or Latino ⓘ
☐ Not Hispanic or Latino
☐ I would rather not disclose

*** Your Race Is: (You may choose more than one)**

☐ American Indian or Alaska Native ⓘ



How do I enroll in a CITI course for the first time?

CITI Program New Learner Account Registration Instructions

Professionals seeking credit for CITI Program courses can make their selection for Continuing Education credits during **Step 5**.

Steps: 1 2 3 4 **5** 6 7

* indicates a required field.

* Are you interested in the option of receiving Continuing Education Unit (CEU) credit for completed CITI Program courses?

CITI is pleased to offer CE credits and units for purchase to learners qualifying for CE eligibility while concurrently meeting their institutions training requirements.

CE credits/units for physicians, psychologists, nurses, social workers and other professions allowed to use AMA PRA Category 1 credits for re-certification are available for most CITI courses – please see “Course List” link under the “CE Credits” tab on login page for details.

Please register your interest for CE credits below by checking the “YES” or “NO” dots, and, when applicable, types of credits you wish to earn at bottom of page. Please read texts entered for each option carefully.

Yes

At the start of your course, you will be prompted to click on a “CE Information” page link located at the top of your grade book and to VIEW and ACKNOWLEDGE accreditation and credit designation statements, learning objectives, faculty disclosures, types, number and costs of credits available for your course.

☐ Yes

No

The CE functionality will not be activated for your course. Credits and units will therefore not be available to you for purchase after you start your course. You can change your preference to “YES” before such time however by clicking on the “CE Credit Status” tab located at the top of your grad book page.

☐ No

This step is where you can also let us know your interest in participating in research surveys at a later date.



How do I enroll in a CITI course for the first time?

CITI Program New Learner Account Registration Instructions

Step 6 is institutional specific. Each institution determines the fields listed on this page and what information is required or optional. Some institutions request very specific information such as an employee ID number or campus name. Any questions regarding the fields on this page should be directed to your institution CITI Program administrator.

Steps: 1 2 3 4 5 **6** 7

Please provide the following information requested by DEMO

* indicates a required field.

Language Preference

English ▼

* Institutional email address

citiprogram@demo.org

* Highest degree

BSN ▼

* Job Title

Help Desk

* Department

Help Desk

* What is your role in research?

Other ▼

* Address Field 1

123 Main Street

Address Field 2

Address Field 3

* City

Miami

* State

How do I enroll in a CITI course for the first time?

CITI Program New Learner Account Registration Instructions

The questions in **Step 7** enroll you in CITI Program courses. These questions are set up based on the institutional specific courses. Please read each question carefully to ensure you are enrolled in the correct course.

Steps: 1 2 3 4 5 6 **7**

* indicates a required field.

* Welcome to the CITI Program DEMO. Through a series of response driven questions you may review the courses and modules currently offered by the CITI Program.

[Contact Us](#) for more information.

Choose all that apply

- ☐ I would like to review the Animal Care and Use (ACU) courses.
- ☐ I would like to review the Conflicts of Interest (COI) course.
- ☐ I would like to review the Good Clinical Practice (GCP) courses.
- ☐ I would like to review the Human Subjects Research (HSR) courses.
- ☐ I would like to review the Information Privacy and Security (IPS) courses.
- ☐ I would like to review the IRB Chair course.
- ☐ I would like to review the Responsible Conduct of Research (RCR) courses.
- ☐ I would like to review the Biosafety and Biosecurity (BSS) courses.
- ☐ I would like to review the Export Control (EC) course.
- ☐ I would like to review the International Modules, designed for an international audience, which are available in English, Spanish, Portuguese, Chinese, and French.

Next

After selecting your courses you are given the opportunity to enroll with another institution if needed. If your registration is complete, click on Finalize Registration.




How do I enroll in a CITI course for the first time?

CITI Program New Learner Account Registration Instructions

Your learner account registration is complete.

You will now be able to access the Main Menu of your account.


Click on the course name to begin the course. If you need to change your course registration, click on Add a Course or Update Learner Group.

 **Collaborative Institutional Training Initiative**
at the University of Miami



Search Knowledge Base

[Main Menu](#) | [My Profiles](#) | [CE Credit Status](#) | [My Reports](#) | [Support](#)





Main Menu

 **Your registration has been completed successfully.**

▼ DEMO Courses

 Course	 Status	 Completion Report	 Survey
DEMO - U.S. Export Control Regulations	Not Started	N/A	

My Learner Tools for DEMO

-  [Add a Course or Update Learner Groups](#)
-  [View Previously Completed Coursework](#)
-  [Update Institution Profile](#)
-  [View Instructions page](#)
-  [Remove Affiliation](#)

▶ [Click here to affiliate with another institution](#)